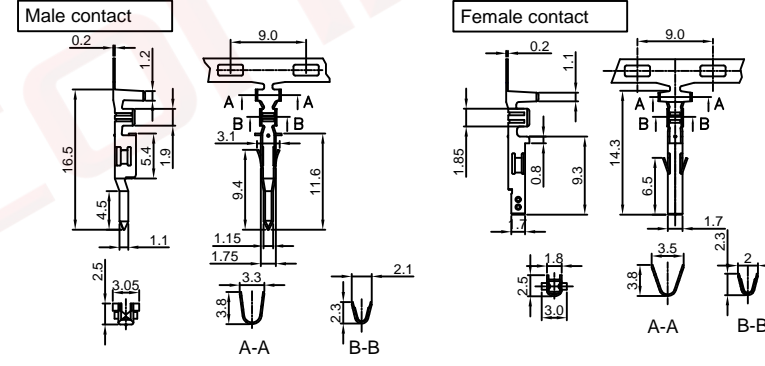

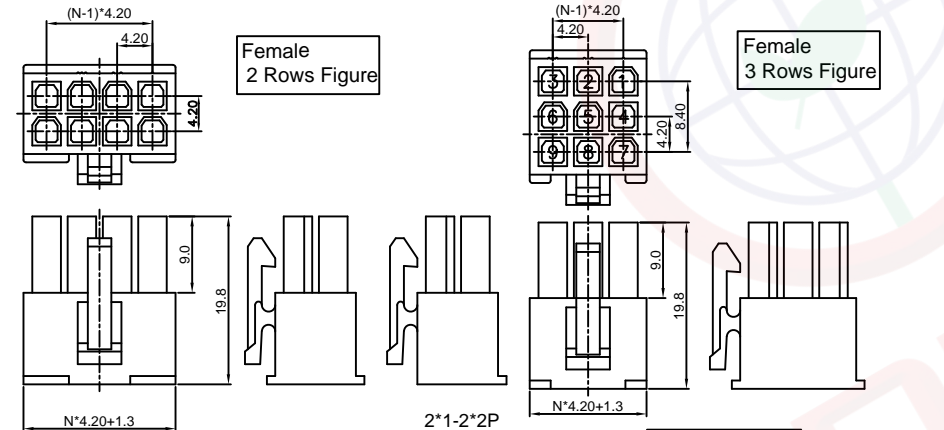
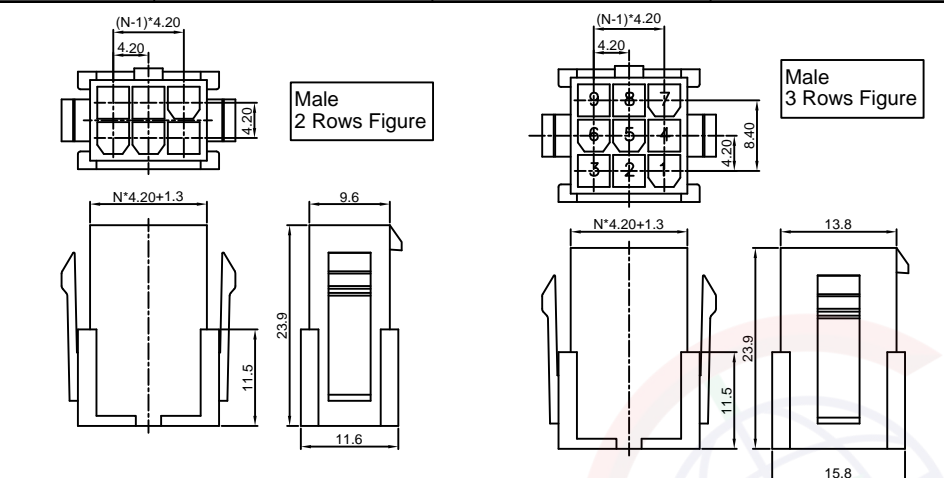


Dept	
Qty	
DC	1
ED	1
IE	1
ISO	1
PD	1
R&D	1
SD	1
QA	1
QC	1
QE	1

The information provided herein is from CONNELY Electronic Co., Ltd. and is confidential. Any disclosure to a party other than the recipient is prohibited. The intellectual properties and its rights contained herein, including but not limited to, trademarks, patents, copyrights, trade secrets, and technical know-how, are owned exclusively by CONNELY or its affiliates. Unauthorized use or modification is strictly prohibited. CONNELY may enforce its intellectual property rights at its own discretion, failure or delays to exercise such rights does not constitute a waiver of such rights.



REV.	DESCRIPTION	DRAWN	CHECKED	APPROVED
A	NEW RELEASE	YCH 12/15/07'		LJC 12/15/07'
C	DRAWING UPDATE	JLZ 09/11/20'		

Notes:
 Specifications:
 1. Contact Resistance: 20mΩ Max.
 2. Insulation Resistance: 1000MΩ Min.
 3. Dielectric Withstanding Voltage: 1000V AC(rms) For 1 Minute.
 4. Current Rating:9A.
 5. Voltage Rating:600V AC/DC.
 6. Temperature: -25°C~+85°C.
 Materials:
 1. Contact Material: Copper Alloy.
 2. Contact Plating: Tin Plated.
 3. Insulator Materials: Nylon66,Transparent.
 Product Number Code:

Contact:
 T-DS1073-02 - X C X 0 0
 Contact Plating
 6: Tin
 8: Full gold flash
 Contact type
 P: Male
 S: Female

Housing:
 I-DS1073-02 - X C T 0 X
 No. of contact
 2x1-2x12
 3x2-3x12
 Housing type
 P: Male
 S: Female

GENERAL TOLERANCE		ANGLE TOLERANCE		PROJECTION		TITLE	
X.	±0.60	X.	±5°	UNITS	mm	4.2mm Connector Crimp Type	
.X	±0.38	.X	±3°	SHEET SIZE	A4	SERIES	DS1073-02 SERIES
.XX	±0.25	.XX	±2°	晨翔电子有限公司 CONNELY CONNELY ELECTRONIC CO. LTD			
DRAWING TYPE		CUSTOMER					
SCALE	1:1	SHEET	1 OF 1				
DRAWING NO.		C-DS1073-02-XXXXX-C					