



Features

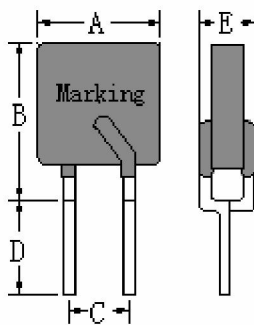
- Radial leaded devices
- High voltage surge capabilities
- UL94 V-0 insulating material
- Agency Recognition: UL、CSA、TUV
- Lead-free and compliant with the European Union RoHS Directive 2011/65/EU



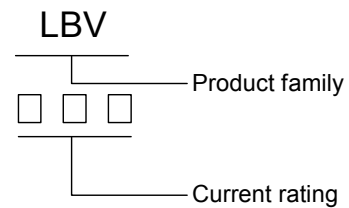
LBV series

Product Dimensions

Part number	A	B	C		D	E	Lead
	Max.	Max.	Min.	Max.	Min.	Typ.	Size(φ)
LBV150F	13.5	16.0	4.4	5.8	4.7	6.5	0.6
LBV160F	13.5	16.0	4.4	5.8	4.7	6.5	0.6



Marking system



* Lead materials: Tin-plate metal wire.

Electrical Characteristics

Part number	I_H (A)	I_T (A)	Max. Time-to-trip Current(A) Time(s)	V_{max} (V)	I_{max} (A)	P_{dtyp} (w)	R_{min} (Ω)	R_{max} (Ω)	R_{1max} (Ω)
LBV150F	0.150	0.300	1.00 8.00	600	3.0	1.0	6.00	12.00	22.00
LBV160F	0.160	0.320	1.00 18.00	600	3.0	1.0	4.00	10.00	18.00

I_H =Hold current: maximum current at which the device will not trip at 25°C still air.

I_T =Trip current: minimum current at which the device will always trip at 25°C still air.

V_{max} =Maximum interrupt voltage device can withstand without damage at rated current.

I_{max} =Maximum fault current device can withstand without damage at rated voltage.

Max. Time-to-trip=Maximum time to trip at assigned current.

P_{dtyp} =Typical power dissipation: typical amount of power dissipated by the device when in state air environment.

R_{min} =Minimum device resistance at 25°C prior to tripping.

R_{max} =Maximum device resistance at 25°C prior to tripping.

R_{1max} =Maximum device resistance measured one hour post-trip at 25°C.

Thermal Derating Chart-I_H (A)

Part number	Maximum ambient operating temperatures(°C)								
	-40	-20	0	25	40	50	60	70	85
LBV150F	0.238	0.211	0.183	0.150	0.128	0.115	0.101	0.088	0.067
LBV160F	0.250	0.220	0.195	0.160	0.147	0.123	0.110	0.095	0.074

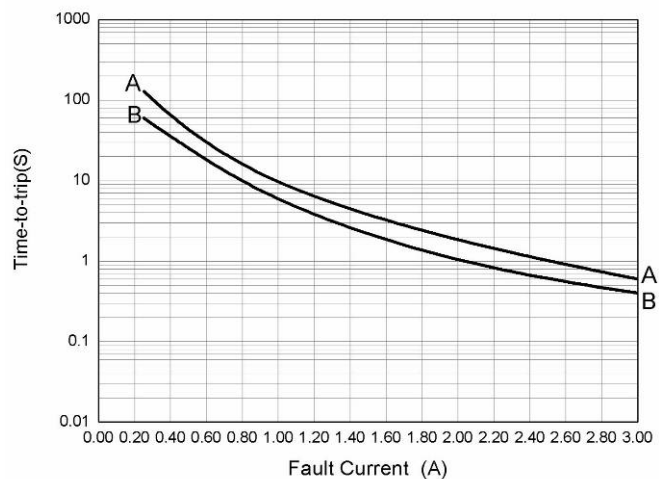
Test Procedures And Requirements

Test	Test Conditions	Accept/Reject Criteria
Resistance	In still air @ 25°C	$R_{min} \leq R \leq R_{max}$
Time to Trip	Specified current, V_{max} , 25°C	$T \leq$ maximum Time to Trip
Hold Current	30min, at I_H	No trip
Trip Cycle Life	V_{max} , I_{max} , 20cycles	No arcing or burning
Trip Endurance	V_{max} , 15mins	No arcing or burning

Typical Time-to-trip Charts at 25°C

A=LBV160F

B=LBV150F



Package Information

Bulk:

LBV150F~LBV160F.....500pcs per bag

Tape & Reel:

LBV150F~LBV160F.....600pcs per reel