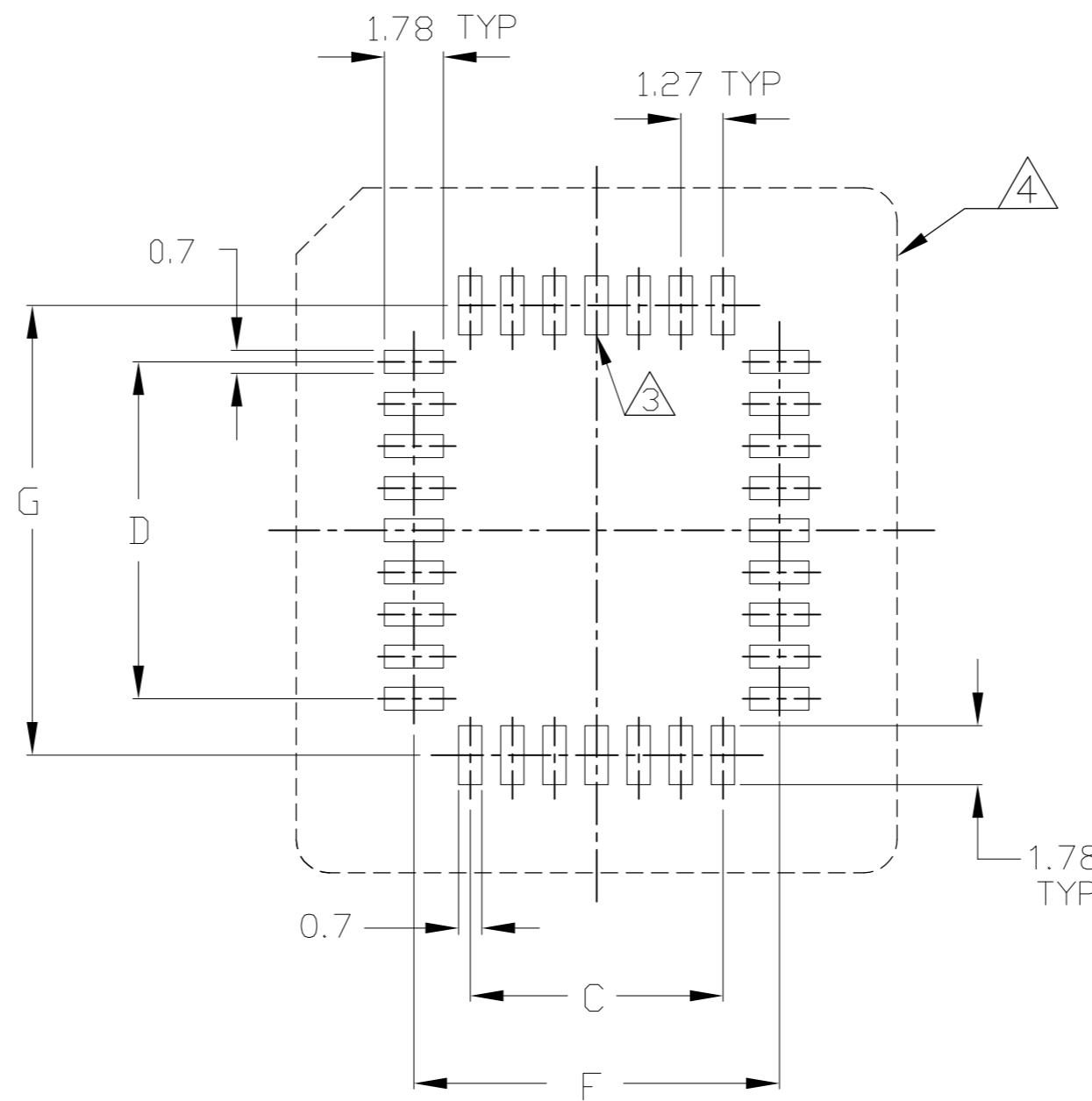
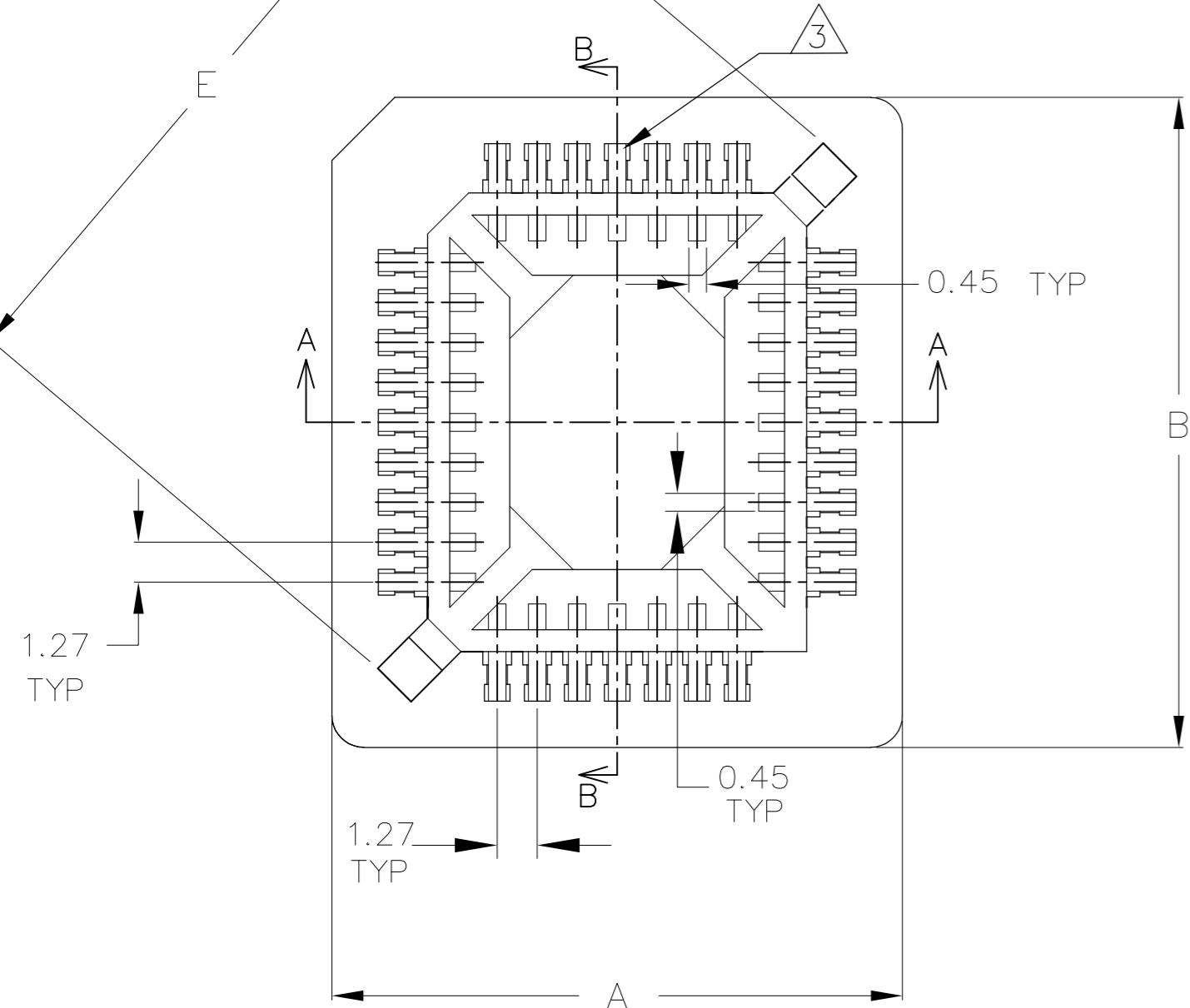


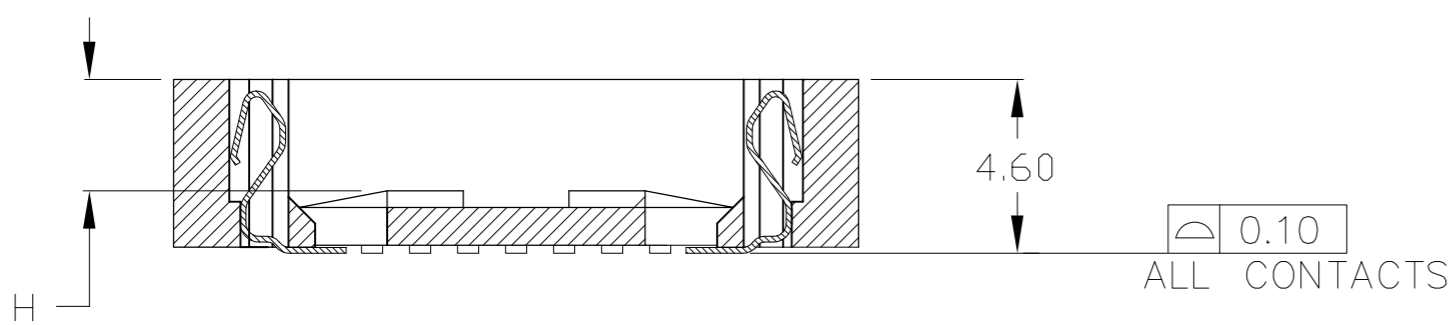
THIS DRAWING IS UNPUBLISHED. RELEASED FOR PUBLICATION  
 © COPYRIGHT BY TYCO ELECTRONICS CORPORATION. ALL RIGHTS RESERVED.

LOC		DIST		REVISIONS			
P	LTR	DESCRIPTION	DATE	DWN	APVD		
AG	0	E1	REVISED PER ECO-06-026682	14MAY07	DH	MB	

TOP VIEW



- 1 MATERIAL:  
HOUSING--THERMOPLASTIC UL94 V-0.  
CONTACT--PHOSPHOR BRONZE.
- 2 FINISH: CONTACT PLATING: 0.00254 90/10 TIN-LEAD  
OVER 0.00127 MIN. NICKEL ; ALL OVER.
- 4 RECOMMENDED PCB FOOTPRINT
- 3 PIN #1
- 4 VIA HOLES NOT RECOMMENDED WITHIN SOCKET SHADOW AREA.
- 5. CURRENT RATES: 1 AMP
- 6. VOLTAGE RATING: 250 V
- 7. CONTACT RESISTANCE: 20 MILLIOHMS MAX.
- 8. INSULATION RESISTANCE: 5000 MEGAOHMS MIN. INITIAL.
- 9. DIELECTRIC WITHSTANDING VOLTAGE: 600 VAC RMS MIN.
- 10. OPERATING TEMPERATURE: -55°C TO 105°C
- 11. DURABILITY: 25 CYCLES.
- 12. PLASTIC LEADED CHIP CARRIER MUST CONFORM  
TO JEDEC SPECS MS-016 & MS-018.



84	35.90	35.90	25.40	25.40	45.20	28.80	28.80	2.90
68	30.82	30.82	20.32	20.32	37.98	23.72	23.72	2.90
52	25.74	25.74	15.24	15.24	30.78	18.64	18.64	2.75
44	23.20	23.20	12.70	12.70	27.20	16.10	16.10	2.90
32	18.12	20.66	7.62	10.16	21.89	11.02	13.56	2.60
28	18.12	18.12	7.62	7.62	20.00	11.02	11.02	2.75
20	15.58	15.58	5.08	5.08	16.38	8.48	8.48	2.75
NO. OF POSITIONS	A	B	C	D	E	F	G	H

OBSOLETE	1000	56mm WIDE TAPE	84	3-822472-7
	1800	44mm WIDE TAPE	68	3-822472-6
OBSOLETE	2100	44mm WIDE TAPE	52	3-822472-5
	2100	44mm WIDE TAPE	44	3-822472-4
	4000	32mm WIDE TAPE	32	3-822472-3
OBSOLETE	4000	32mm WIDE TAPE	28	4-822472-2
SUPERSEDED BY 4-822472-2	4000	24mm WIDE TAPE	28	3-822472-2
OBSOLETE	5000	24mm WIDE TAPE	20	3-822472-1
	2346	TUBE	84	822472-7
	3420	TUBE	68	822472-6
OBSOLETE	3220	TUBE	52	822472-5
	6240	TUBE	44	822472-4
	8700	TUBE	32	822472-3
OBSOLETE	9900	TUBE	28	822472-2
OBSOLETE	11700	TUBE	20	822472-1
NOTES	QUANTITY PER CARTON	PACKAGING	NO. OF POSITIONS	AMP PART NUMBER

THIS DRAWING IS A CONTROLLED DOCUMENT.

DWN	J.BURWELL	05MAY99	Tyco Electronics Corporation Harrisburg, PA 17105-3608
CHK	B.KUHNLY	25MAR99	
APVD	-	-	NAME
PRODUCT SPEC			SEE DRAWING NOTES
APPLICATION SPEC			NONE
WEIGHT			-
CUSTOMER DRAWING			SCALE 5:1 SHEET 1 OF 1 REV E1

SOCKET ASSEMBLY, LOW PROFILE PLCC, SURFACE MOUNT

SIZE CAGE CODE DRAWING NO RESTRICTED TO  
 A2 00779 C=822472 -