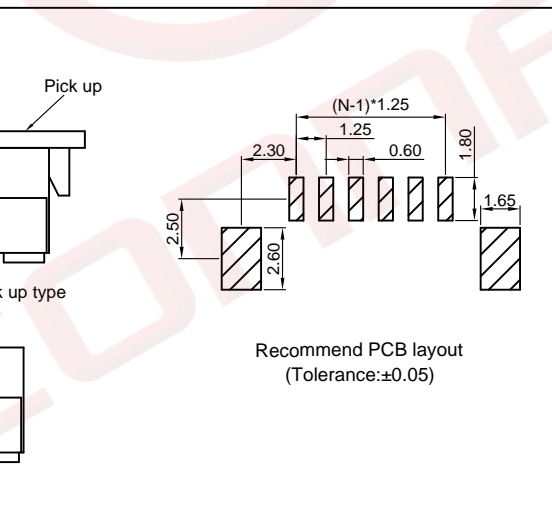
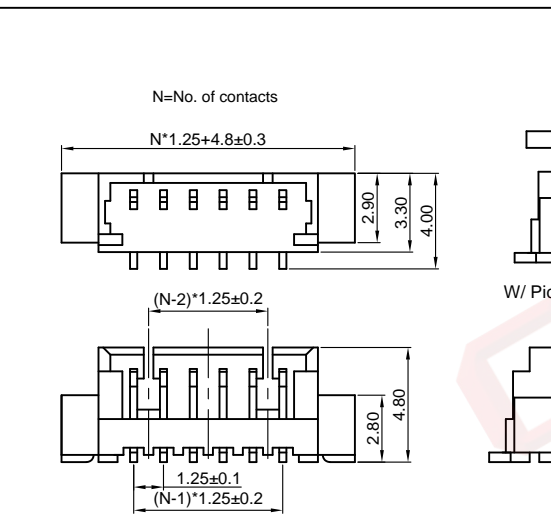
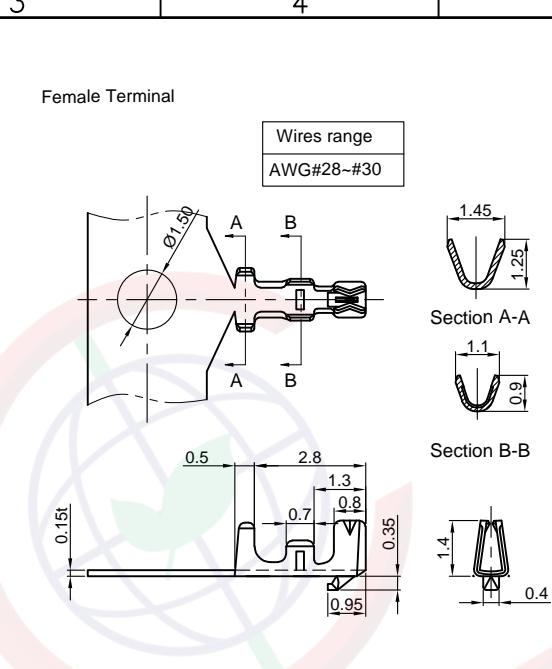
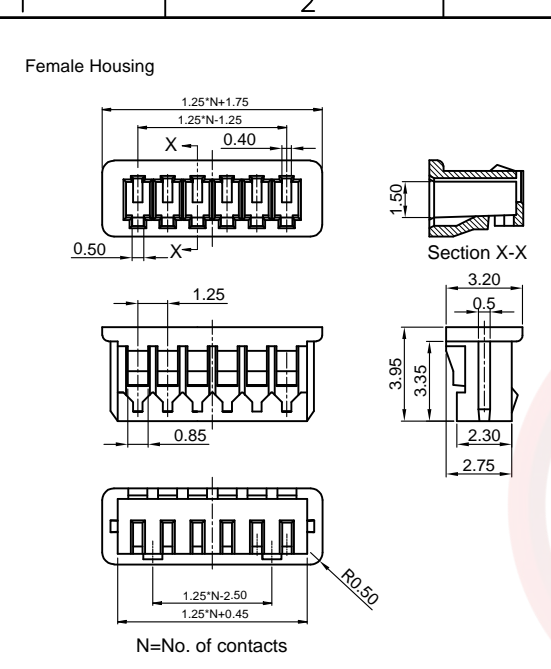
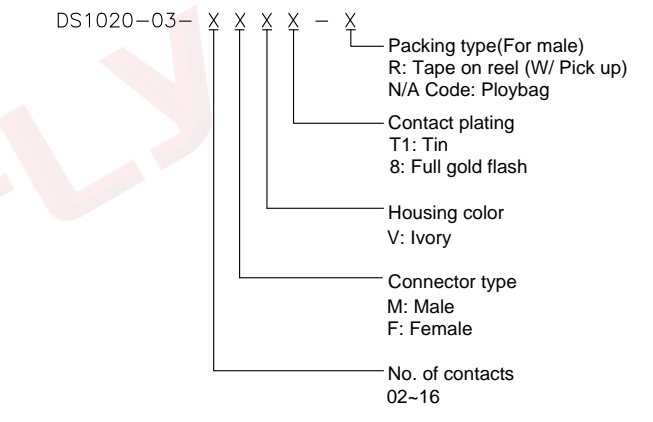


The information provided herein is from CONNELY Electronic Co., Ltd. and is confidential. Any disclosure to a party other than the recipient is prohibited. The intellectual properties and its rights contained herein, including but not limited to, trademarks, patents, copyrights, trade secrets, and technical know-how, are owned exclusively by CONNELY or its affiliates. Unauthorized use or reproduction of any part of this document without the prior written permission of CONNELY may result in legal action. CONNELY may enforce its intellectual property rights at its own discretion, failures or delays to exercise such rights does not constitute a waiver of such rights.



REV.	DESCRIPTION	DRAWN	CHECKED	APPROVED
A	NEW RELEASE	YCH 09/04/08'		LJC 09/04/08'
D	DRAWING UPDATE	JLZ 06/03/20'		

- NOTES:
- Materials
    - Insulator: Thermoplastic (UL 94V-0).
    - Contact: Copper alloy.
  - Specification
    - Temperature:  $-25^{\circ}\text{C} \sim +85^{\circ}\text{C}$ .
    - Contact resistance:  $20\text{m}\Omega$  max.
    - Insulation resistance:  $500\text{M}\Omega$  min.
    - Dielectric withstanding voltage: AC 250V per minute.
  - Product number code:



Terminal P/N Code:  
 T - DS1020-03 - S C X 0 0  
 Plating:  
 6: Tin



GENERAL TOLERANCE		ANGLE TOLERANCE		PROJECTION		TITLE
X.	$\pm 0.60$	X.	$\pm 5^{\circ}$	UNITS	mm	1.25mm Wafer Connector V/T SMT Type
.X	$\pm 0.38$	.X	$\pm 3^{\circ}$	SHEET SIZE	A4	SERIES DS1020-03 SERIES
.XX	$\pm 0.25$	.XX	$\pm 2^{\circ}$	晨翔电子有限公司 CONNELY CONNELY ELECTRONIC CO. LTD		
DRAWING TYPE		CUSTOMER				
SCALE	1:1	SHEET	1 OF 1			
DRAWING NO.		C-DS1020-03-XXXX-X-D				