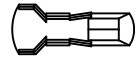
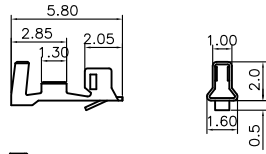
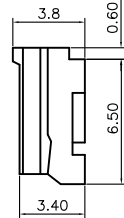
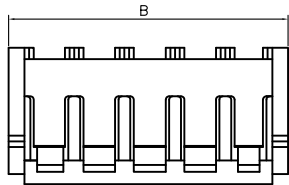
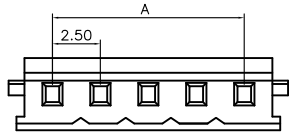


REV.	DESCRIPTION	DRAWN	CHECKED	APPROVED
A	NEW RELEASE	LL 07/06/06'		LJC 07/06/06'
B	CHANGE HOUSING	JLZ 08/21/14'		

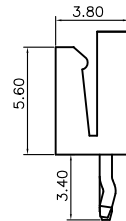
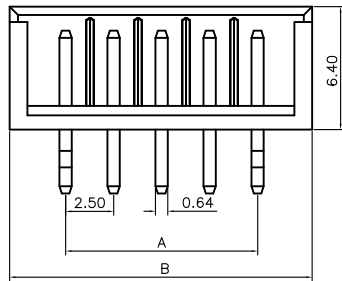
Female TERMINAL



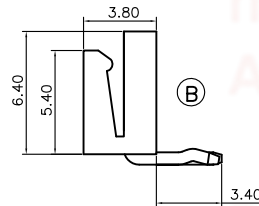
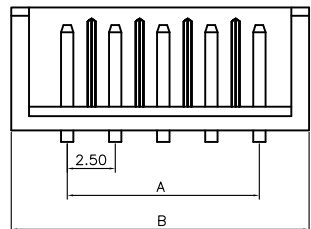
Female Housing



Male V/T TYPE



Male R/A TYPE



Female HOUSING

Position	DIMENSION	
	A	B
2	2.5	6.9
3	5.0	9.4
4	7.5	11.9
5	10.0	14.4
6	12.5	16.9
7	15.0	19.4
8	17.5	21.9
9	20.0	24.4
10	22.5	26.9
11	25.0	29.4
12	27.5	31.9
13	30.0	34.4
14	32.5	36.9
15	35.0	39.4
16	37.5	41.9
17	40.0	44.4
18	42.5	46.9
19	45.0	49.4
20	47.5	52.9

Male

Position	DIMENSION	
	A	B
2	2.5	7.5
3	5.0	10.0
4	7.5	12.5
5	10.0	15.0
6	12.5	17.5
7	15.0	20.0
8	17.5	22.5
9	20.0	25.0
10	22.5	27.5
11	25.0	30.0
12	27.5	32.5
13	30.0	35.0
14	32.5	37.5
15	35.0	40.0
16	37.5	42.5
17	40.0	45.0
18	42.5	47.5
19	45.0	50.0
20	47.5	52.5

NOTES:

1. MAIN SPECIFICATIONS

- . Housing material: NYLON 66
- . Wire range: AWG#30~#22
- . Rated voltage: 250V
- . Rated current: 3A
- . Contact resistance: $\leq 0.03\Omega$
- . Insulation resistance: $\geq 1000M\Omega$
- . Withstanding voltage: 500V,AC 1 minute
- . Temperature range: $-25 \sim +85^{\circ}C$
- . Recommend PC board thickness:1.6mm

2. PRODUCT NUMBER CODE:

DS1069-01 - X X X X X

- Contact Plating
6: Tin
8: Full gold flash
- Housing Color
W: White
T: Transparent
- Mounting type
C: Crimp
V: V/T
R: Right Angle
- Connector type
M: Male
F: Female
- No.of contact
2 to 20

GENERAL TOLERANCE		ANGLE TOLERANCE	
X.	± 0.60	X.	$\pm 5^{\circ}$
.X	± 0.38	.X	$\pm 3^{\circ}$
.XX	± 0.25	.XX	$\pm 2^{\circ}$

DRAWING TYPE	CUSTOMER		
SCALE	1:1	SHEET	1 OF 1
DRAWING NO.	C-DS1069-01-XXXXX		

PROJECTION	TITLE
	P.C.B CONNECTOR 2.5mm EH TYPE
UNITS	mm
SHEET SIZE	A4
SERIES	DS1069-01 SERIES

晨翔电子有限公司
CONNFLY CONNFLY ELECTRONIC CO., LTD