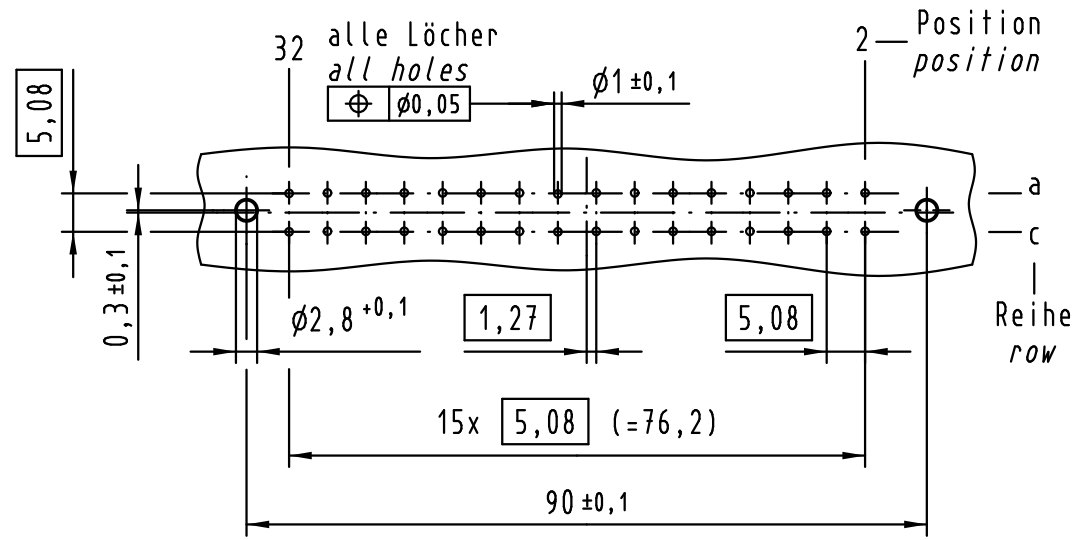
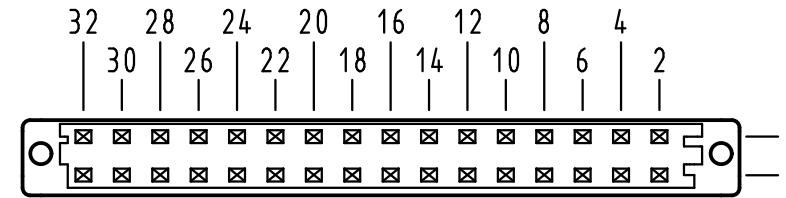


Alle Rechte vorbehalten/ All rights reserved

X
Lochbild
board drillings

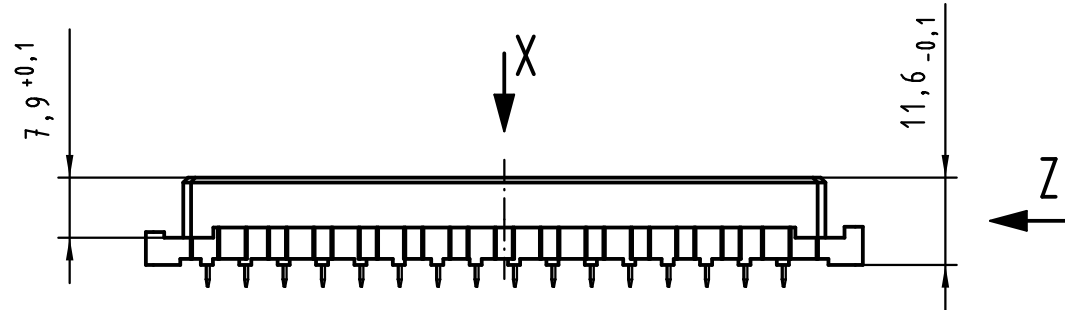


X
Kontaktanordnung
contact arrangement

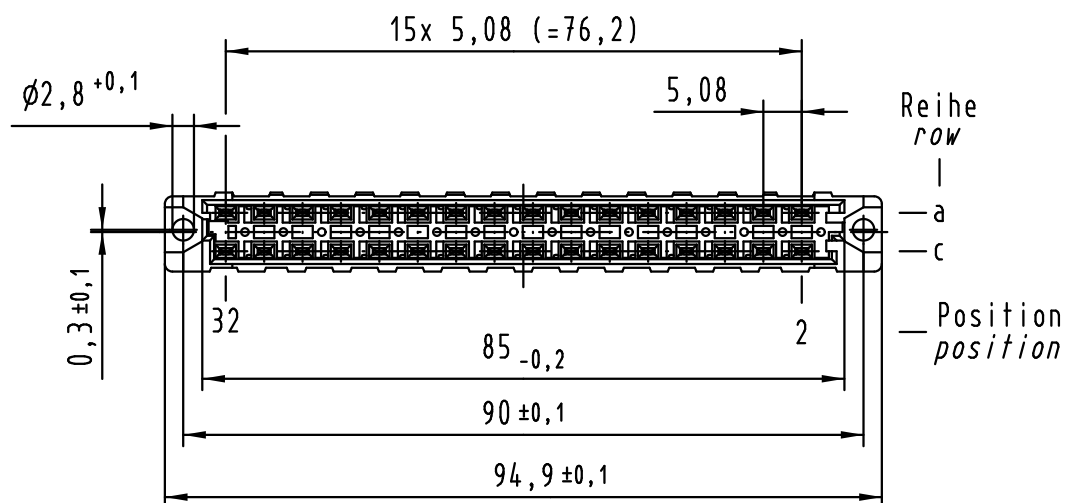
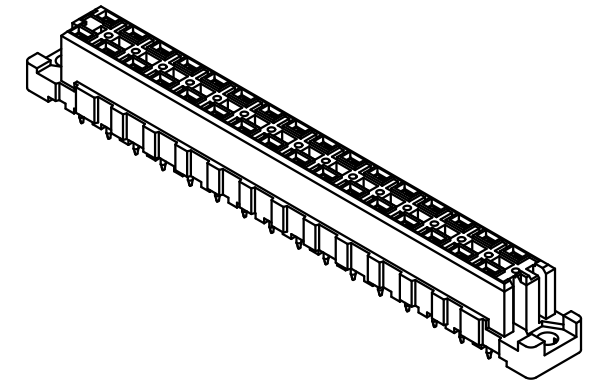
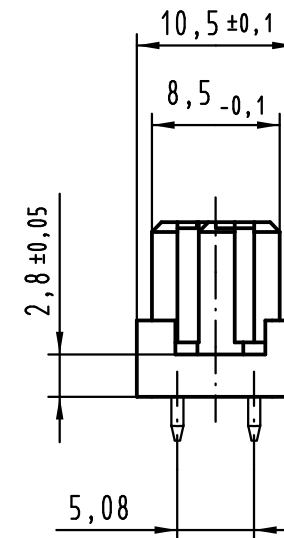


32 Einlöt Kontakte
32 solder contacts

- ☒ = Kontaktposition belegt
= position with contact
- ☐ = Kontaktposition nicht belegt
= position without contact



Z (2:1)



① weitere Informationen siehe: DS 09 04 210 00 01
further information see: DS 09 04 210 00 01

09 04 232 7832	3
09 04 232 6832	2
09 04 232 2832	1
Bestell-Nr. part-no.	Anforderungsstufe performance level ①

	Techn. Character.			Nicht tolerierte Maßel Free size tolerances IEC 60603-2	
		Dat.	Name	Maßstab/Scale	
		Detail.	27.08.03 Hage.	1:1	
		Insp.	27.08.03 kfoe.		
		Stand.			
36455	24.11.11	Hage.	HARTING Electronics GmbH & Co. KG D-32339 ESPELKAMP		TB 09 04 232 x832
31591					
Mod.	Dat.	Name			Blatt/ page
			Sub.		