

Table of Contents

Content	1
Symbols and Definitions	2
Material Characteristics	3
Characteristics Curve	7
Material Cross Reference List	14
EE Type Cores	15
EI Type Cores	17
EER ETD Type Cores	18
ETD EC Type Cores	19
EFD Type Cores	21
EEM EP Type Cores	22
PEE PEI Type Planar Cores	23
PEE PEI Type Planar Cores & FEY Type Cores	24
EPO EPX EPC Type Cores	25
UF ET FT Type Cores	26
UI Type Cores	27
CI Type Cores	28
POT CUT Type Cores	29
RM Type Cores	30
PQ LP Type Cores	31
RID DR Type Cores	32
PM UU Type Cores	33
F FBP Type Cores	34
YC YO Type Welding Rod Cores	35
TOROIDAL Type Cores	36

Symbols and Definitions

μ_i A.C. Initial Permeability

μ_i is defined as the limited value of a ferrite core at the origin of the curve of initial magnetization:

$$\mu_i = \frac{1}{\mu_0} \lim_{H \rightarrow 0} \frac{B}{H}$$

μ₀ : Permeability of vacuum
 B: A.C.magnetic flux density
 H: A.C.magnetic field strength

μ_a Amplitude Permeability

similar with μ_i, but magnetized by a large amplitude sine field.

Tan δ / μ_i Relative Loss Factor

loss at low induction level.

PV Power loss

loss at high flux density level.

B_{ms} Effective Saturation Magnetic Flux Density (mT)

B_{rms} Residual Magnetic Flux Density (mT)

H_c Coercive Force (Oersteds) (A/m)

α_F Temperature Factor of Permeability

$$\alpha_F = \frac{\mu_2 - \mu_1}{\mu_1^2 (T_2 - T_1)} \times 10^4 (T_2 > T_1)$$

μ₁: Permeability of T₁

μ₂: Permeability of T₂

η_B Hysteresis Material Constant

$$\eta_B = \frac{\Delta Rh}{\omega L \mu_e \Delta B}$$

ΔRh: hysteresis loss resistance

ω: angular frequency

L : inductance of coil with the core

μ_e: effective permeability

ΔB: amplitude magnetic flux density

DF Disaccommodation Factor

$$D_F = \frac{\mu_{i1} - \mu_{i2}}{\mu_{i1}^2} \times \frac{1}{\text{Log}(t_1 / t_2)}$$

μ_{i1}: permeability measured at time t₁ after demagnetization

μ_{i2}: permeability measured at time t₂ after demagnetization

T_c Curie Temperature

temperature at which a ferrite loses its ferromagnetism

ρ Specific Resistivity(Ω m)

d Apparent density,

The Apparent density is defined as a weight per unit volume

$$d = \frac{W}{V} (g / cm^3)$$

where W: weight of the magnetic core(g)

V : volume of the magnetic core(cm³)

A_L(nH) Inductance Factor

Inductance of a coil on a specified core divided by the square of the number of turns.(Unless otherwise specified the inductance test conditions for the inductance factor are at flux density < 10 gauss).

Inductance

$$L = N^2 A_L (nH)$$

Effective Core Parameters

$$C_1 = \Sigma L / A (cm^{-1})$$

The summation of the magnetic path lengths of each section of a magnetic circuit divided by the corresponding magnetic area of the same section.

$$C_2 = \Sigma L / A^2 (cm^{-3})$$

The summation of the magnetic path lengths of each section of a magnetic circuit divided by the square of the corresponding magnetic area of the same section.

Le=C₁²/C₂(cm) Effective magnetic path length

Ae=C₁/C₂(cm²) Effective cross-sectional area

Ve=C₁³/C₂²(cm³) Effective core volume

C₁ (mm⁻¹) Core constant

Aw (mm²) Winding area of core

Ac (mm²) cross-sectional centre leg area

W (g) Approx.weight of core

Power Material characteristics

Material		Unit	P3	P44	P47	P5	P51	P53	P95	P96	
Initial permeability(±25%)			2300	2400	2400	1400	1200	900	3300	3000	
Saturation flux density (Bs)	25°C	mT	510	510	530	470	500	500	530	540	
	100°C		390	410	420	380	420	400	410	450	
Residual magnetic flux density (Br)	25°C	mT	95	110	180	140	140	140	85	90	
	100°C		55	60	60	100	100	100	60	60	
Coercive force(Hc)	25°C	A/m	14	13	13	36.5	36.5	36.5	10	10	
Power loss (Pcv)	100KHz 200mT	25°C	kW/m ³	600	600	550				350	360
		60°C	kW/m ³	450	400	350					
		80°C	kW/m ³							270	
		100°C	kW/m ³	410	300	250				290	300
		120°C	kW/m ³	510	400	360				350	360
	500KHz 50mT	100°C	kW/m ³				80				
	1MHz 30mT	100°C	kW/m ³					150			
	1MHz 50mT	100°C	kW/m ³								
	3MHz 10mT	100°C	kW/m ³						260		
	3MHz 30mT	100°C	kW/m ³								
Resistivity (ρ)		Ω•m	6.5	7	4	10	10	10	6	6	
Curie temperature (Tc)		°C	215	215	250	240	220	240	215	250	
Density (d)		kg/m ³	4.8x10 ³	4.8x10 ³	4.9x10 ³	4.7x10 ³	4.7x10 ³	4.7x10 ³	4.9x10 ³	4.9x10 ³	

The above typical data are calculated from the standard toroid core. Specific performance of the product will be adjusted on this basis.

MATERIAL CHARACTERISTICS

High μ i Material

Material	Temperature	Symbol	Unit	H3K	H5K	H6K	H7K
Initial permeability	25°C	μ i		3000±25%	5000±25%	6000±25%	7000±25%
Amplitude permeability at 25kHz sine wave,200mT	25°C	μ a		3700min	5600min	6600min	7800min
Curie temperature		Tc	°C	>210	>200	>150	>140
Relative Core loss 25KHz200mT	25°C	PV	kw/m ³	<180	<180	<180	
	60°C			<130	<160		
	100°C			<160	<200	<200	
Relative Core loss 100KHz200mT	25°C	PV	kw/m ³				
	60°C						
	100°C						
Saturation flux density at 1000A/m	25°C	Bms	mT	500	500	440	420
	60°C			450	450	390	390
	100°C			390	390	320	320
Remanence	25°C	Brms	mT	130	118	95	120
	60°C			90	80	65	
	100°C			95	83	55	
Coercivity	25°C	Hc	A/m	11	10	10	12
	60°C			8	8	8	
	100°C			8	8	8	
Resistvity		ρ	$\Omega \cdot m$	4	4	1	2
Density		δ	g/cm ³	4.8	4.8	4.8	4.8
Note 1				EI,EE,PQ, EER,RM, EP,T,UF ET, FT	EI,EE,PQ, EER,RM, EP,T,UF ET, FT	EI,EE,PQ, EER,RM, EP,T,UF ET, FT	EI,EE,PQ, EER,RM, EP,T,UF ET, FT

MATERIAL CHARACTERISTICS

High μ i Material

Material	Temperature	Symbol	Unit	H8K	H10K	H12K	H15K
Initial permeability	25°C	μ i		8000±25%	10000±25%	12000±30%	15000±30%
Amplitude permeability at 25kHz sine wave,200mT	25°C	μ a					
Curie temperature		Tc	°C	130	120	110	110
Relative Core loss 25KHz200mT	25°C	PV	kw/m ³				
	60°C						
	100°C						
Relative Core loss 100KHz200mT	25°C	PV	kw/m ³				
	60°C						
	100°C						
Saturation flux density at 1000A/m	25°C	Bms	mT	420	420	380	380
	60°C						
	100°C						
Remanence	25°C	Brms	mT	110	90	100	100
	60°C						
	100°C						
Coercivity	25°C	Hc	A/m	12	10	7	12
	60°C						
	100°C						
Resistvity		ρ	$\Omega \cdot m$	0.5	0.2	0.1	0.1
Density		δ	g/cm ³	4.9	4.9	4.9	4.9
Note 1				UF,EI,EE, PQ,EER, RM,EP, T,POT	UF,EI,EE, PQ,EER, RM,EP, T,POT	UF,EP,RM, T,POT	ET,FT,RM EP,T,POT

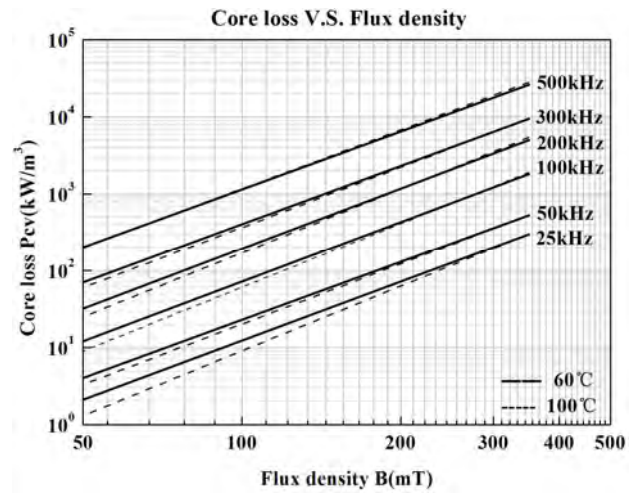
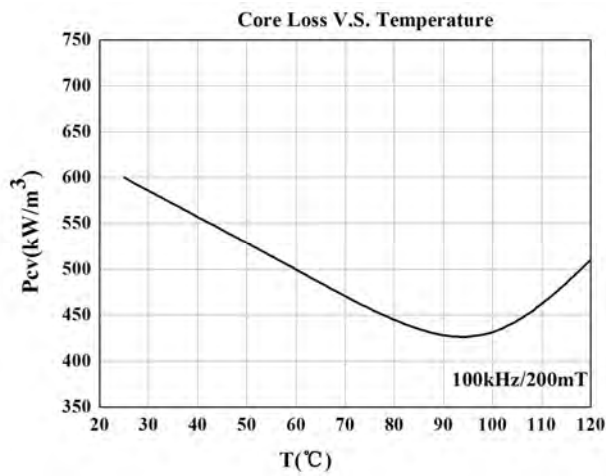
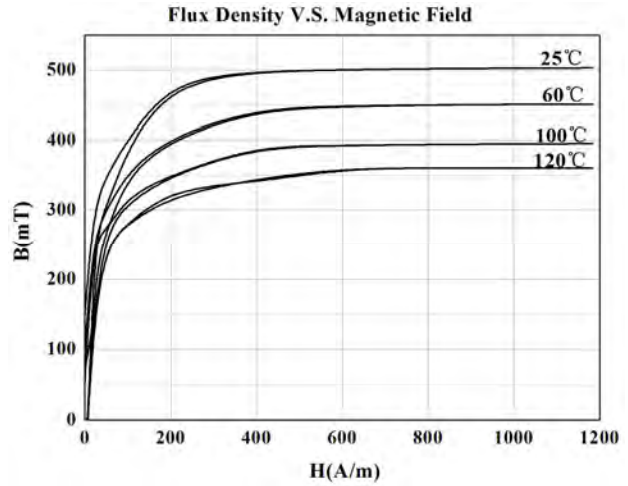
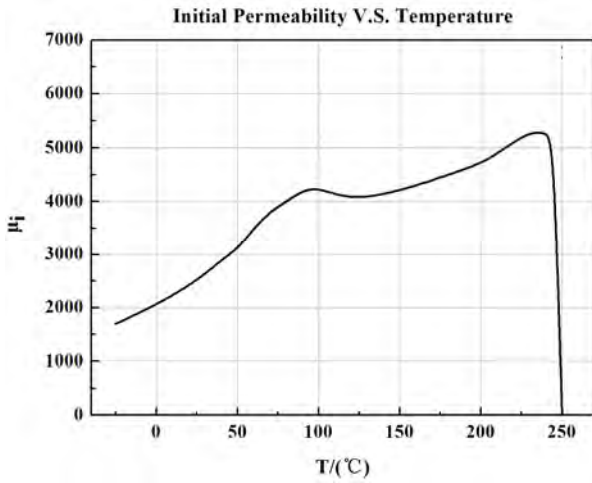
MATERIAL CHARACTERISTICS

High μ Q Material

Material	Temperature	Symbol	Unit	HQ8H	HQ2K	HQ2KA
Initial permeability	25°C	μ_i		800±25%	2000±25%	2000±25%
Amplitude permeability at 25kHz sine wave,200mT	25°C	μ_a				
Curie temperature		Tc	°C	220	130	120
Relative Temperature coefficient	-10~55°C	α_F	10 ⁻⁶ /k	0~2.0	0~1.5	0~1.5(-20~70°C)
Relative loss factor		Tan δ/μ_i	10 ⁻⁶	5(500KHz) 16(1MHz)	3 (100KHz)	2 (100KHz)
Disaccommdation factor	1to10 minutes	DF	10 ⁻⁶	3	2	3.5
Saturation flux density at 1000A/m (f=10kHz)	25°C	Bms	mT	380	380	390
	60°C					
	100°C					
Remanence	25°C	Brms	mT	150	100	120
	60°C					
	100°C					
Coercivity	25°C	Hc	A/m	40	16	16
	60°C					
	100°C					
Resistvity		ρ	$\Omega \cdot m$	2	0.5	0.2
Density		δ	g/cm ³	4.8	4.9	4.9
Note 1				EP,T, POT,RM	EP,POT, RM,T	EP,T, POT,RM

P3 Material characteristics

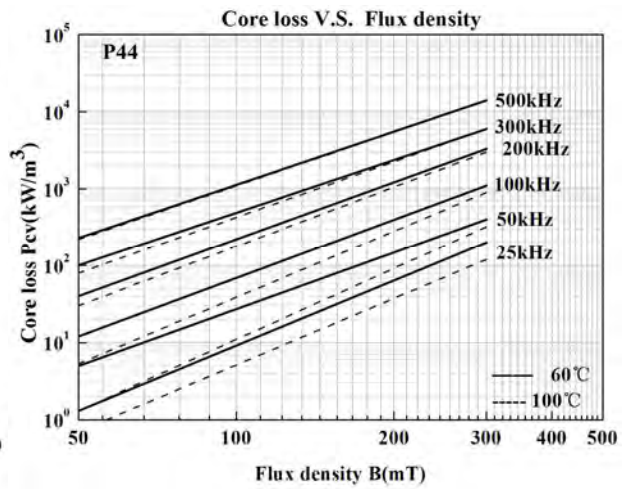
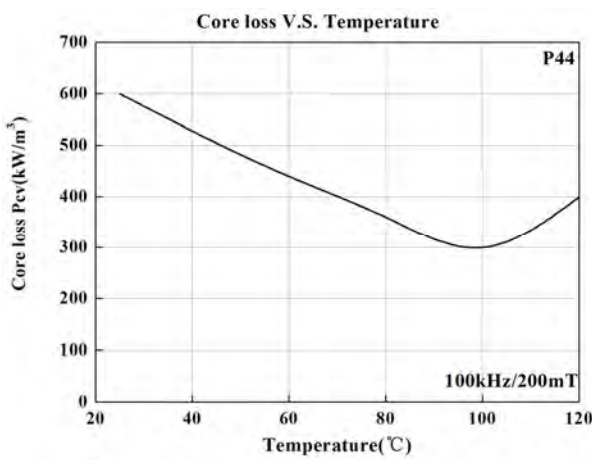
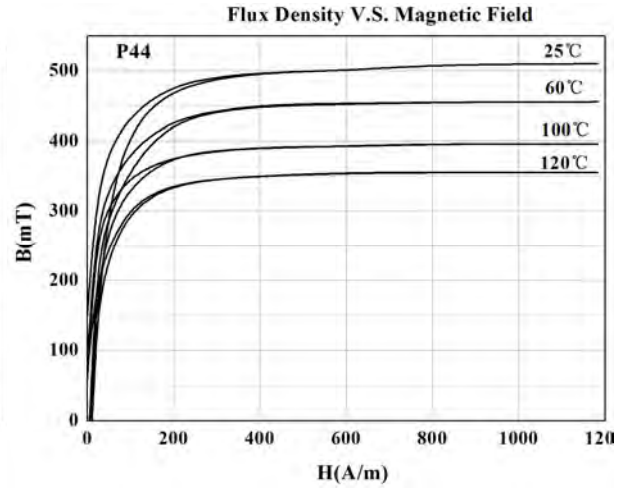
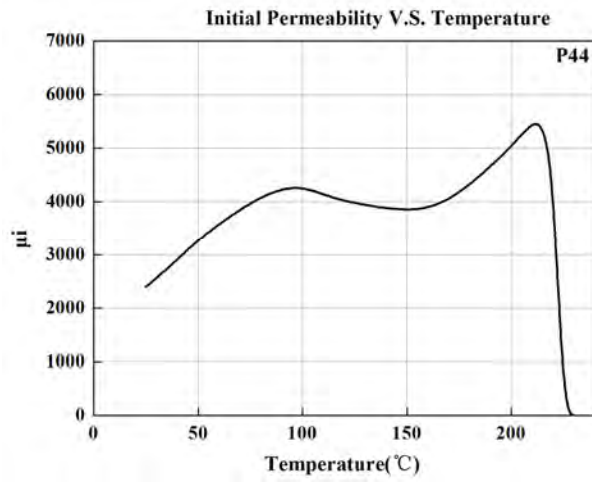
Symbol	Unit	Conditions		Value
μ_i Initial permeability ($\pm 25\%$)		25°C		2300
B_s Saturation flux density	mT	60 Hz 1194 A/m	25°C	510
			100°C	390
B_r Residual magnetic flux density	mT	25°C		95
		100°C		55
H_c Coercive force	A/m	25°C		14
P_{cv} Power loss	kW/m ³	100 kHz 200 mT	25°C	600
			60°C	450
			100°C	410
			120°C	510
T_c Curie temperature	°C			215
Resistivity	$\Omega \cdot m$	25°C		6.5
d Density	kg/m ³	25°C		4.8×10^3



The above typical data are calculated from the standard toroid core. Specific performance of the product will be adjusted on this basis.

P44 Material characteristics

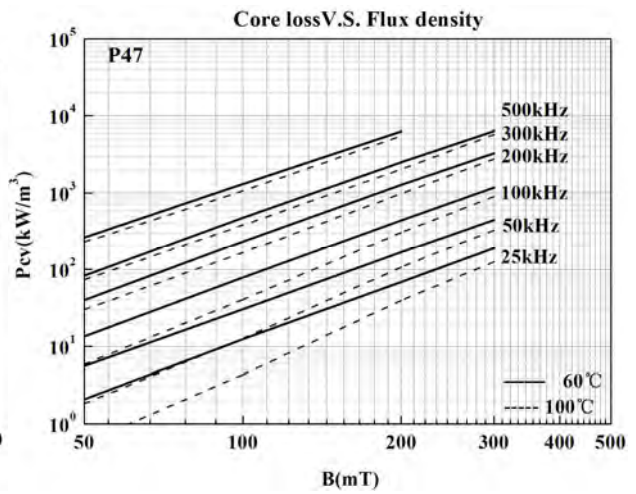
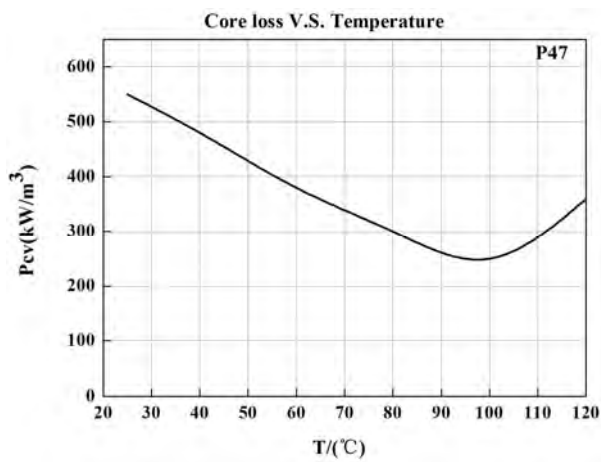
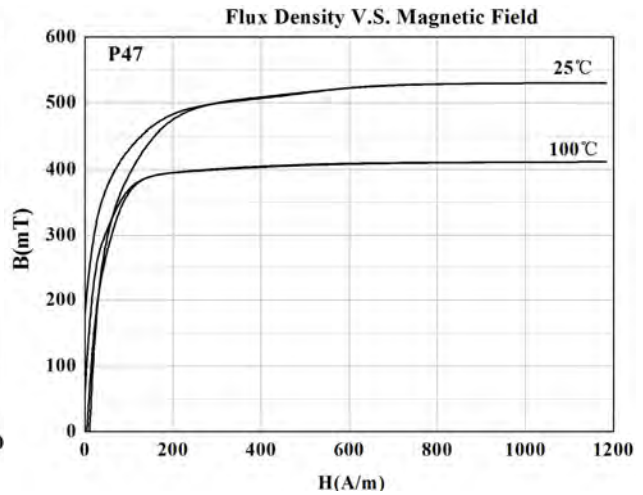
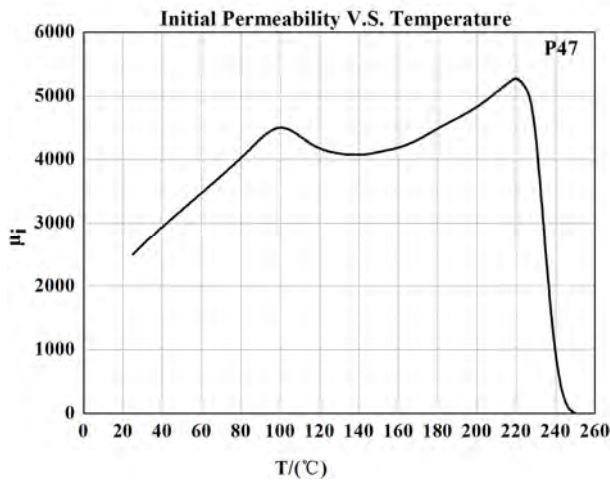
Symbol	Unit	Conditions		Value
μ_i Initial permeability ($\pm 25\%$)		10 kHz $B \leq 0.25\text{mT}$	25°C	2400
B_s Saturation flux density	mT	60 Hz 1194 A/m	25°C	510
			100°C	410
B_r Residual magnetic flux density	mT		25°C	110
			100°C	60
H_c Coercive force	A/m		25°C	13
P_{cv} Power loss	kW/m^3	100 kHz 200 mT	25°C	600
			60°C	400
			100°C	300
			120°C	400
T_c Curie temperature	°C			215
Resistivity	$\Omega \cdot \text{m}$	25°C		7
d Density	kg/m^3	25°C		4.8×10^3



The above typical data are calculated from the standard toroid core. Specific performance of the product will be adjusted on this basis.

P47 Material characteristics

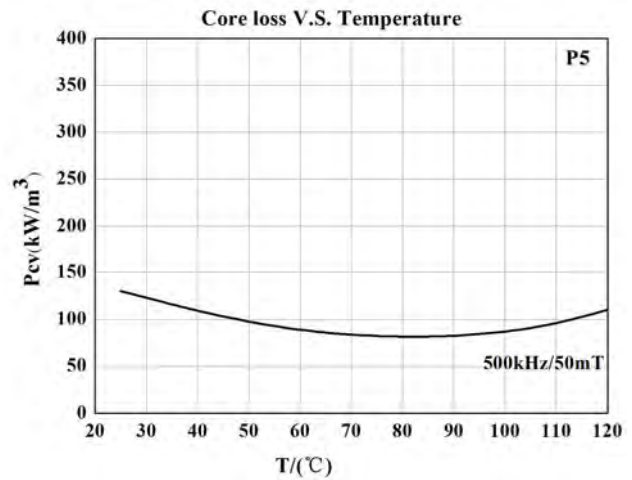
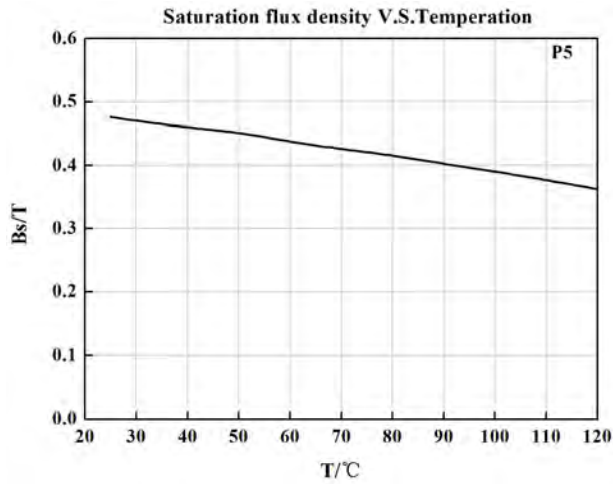
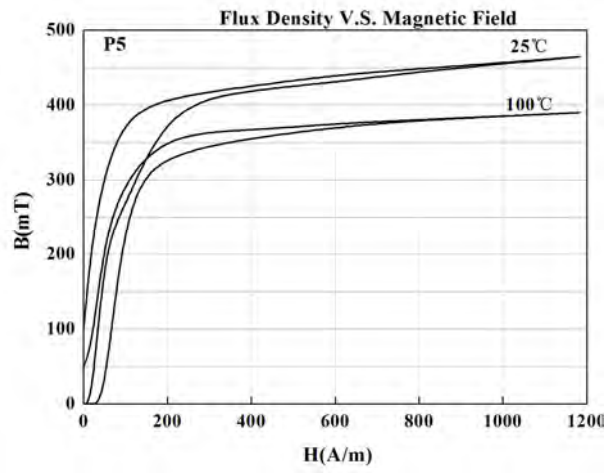
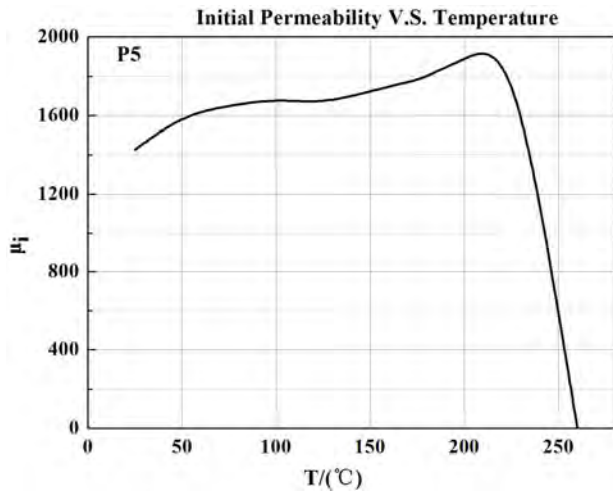
Symbol	Unit	Conditions		Value
μ_i Initial permeability ($\pm 25\%$)		25°C		2400
B_s Saturation flux density	mT	60 Hz 1194 A/m	25°C	530
			100°C	420
B_r Residual magnetic flux density	mT	25°C		180
		100°C		60
H_c Coercive force	A/m	25°C		13
P_{cv} Power loss	kW/m ³	100kHz 200mT	25°C	550
			60°C	350
			100°C	250
			120°C	360
T_c Curie temperature	°C			250
Resistivity	$\Omega \cdot m$	25°C		4
d Density	kg/m ³	25°C		4.9×10^3



The above typical data are calculated from the standard toroid core. Specific performance of the product will be adjusted on this basis.

P5 Material characteristics

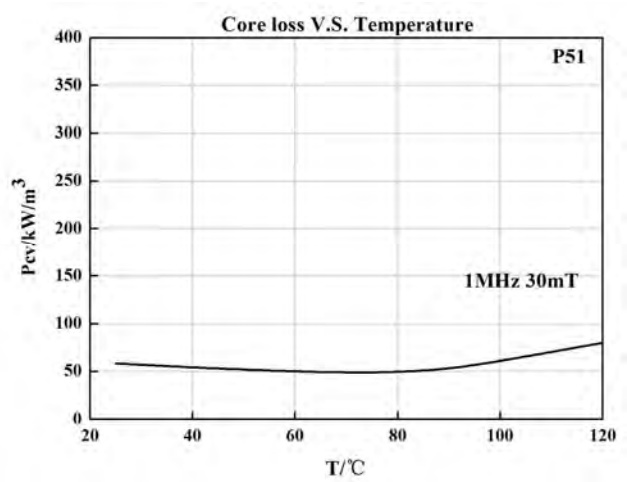
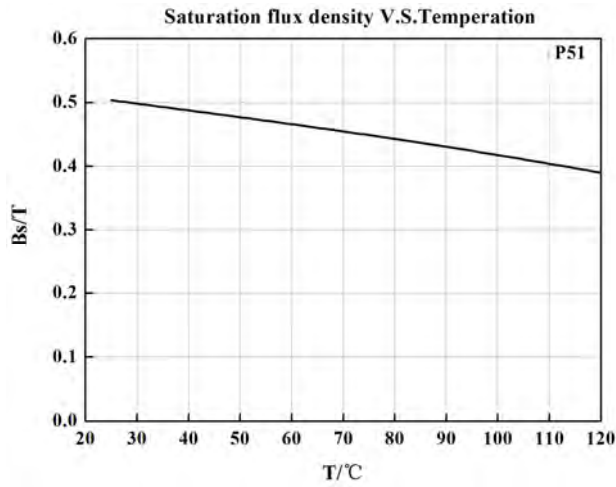
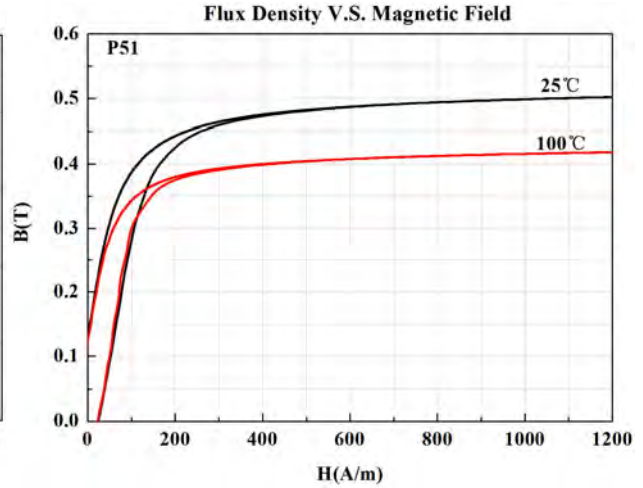
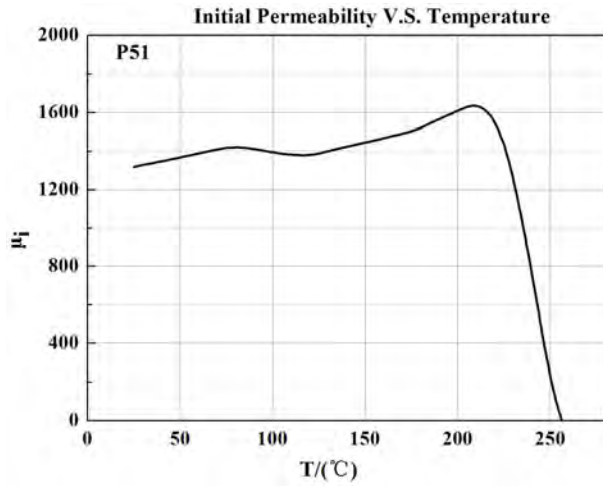
Symbol	Unit	Conditions		Value
μ_i Initial permeability ($\pm 25\%$)		25°C		1400
B_s Saturation flux density	mT	60 Hz 1194 A/m	25°C	470
			100°C	380
B_r Residual magnetic flux density	mT	25°C		140
		100°C		100
H_c Coercive force	A/m	25°C		36.5
P_{cv} Power loss	kW/m ³	500 kHz 50 mT	25°C	130
			100°C	80
T_c Curie temperature	°C			240
Resistivity	$\Omega \cdot m$	25°C		10
d Density	kg/m ³	25°C		4.7×10^3



The above typical data are calculated from the standard toroid core. Specific performance of the product will be adjusted on this basis.

P51 Material characteristics

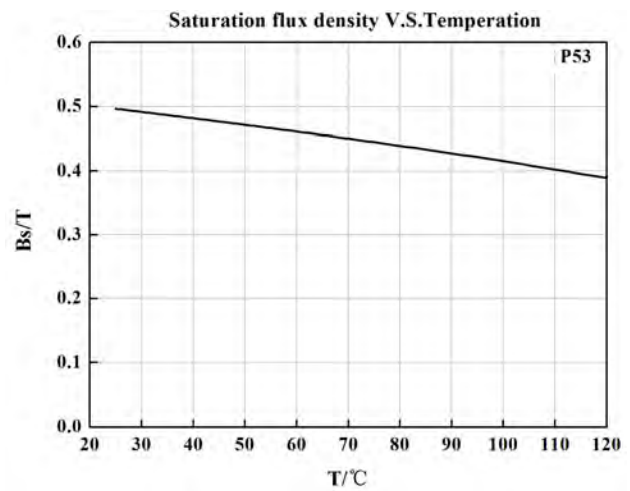
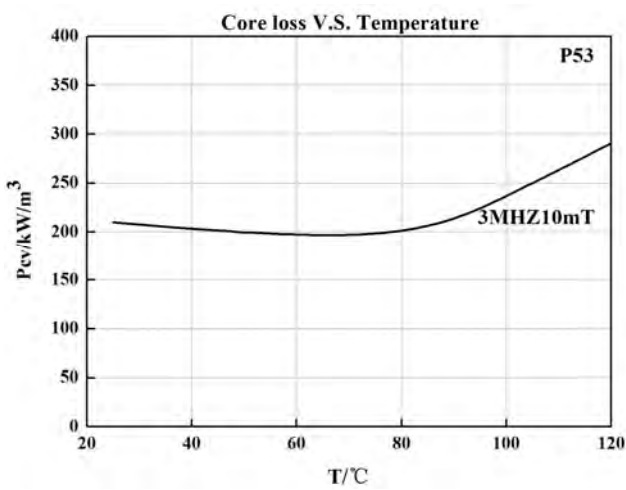
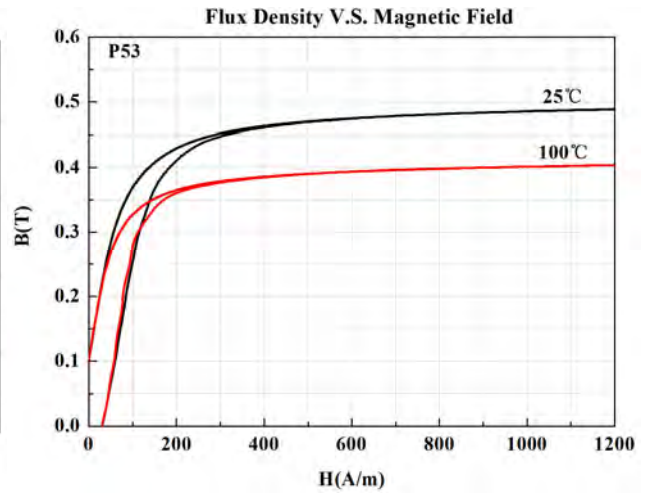
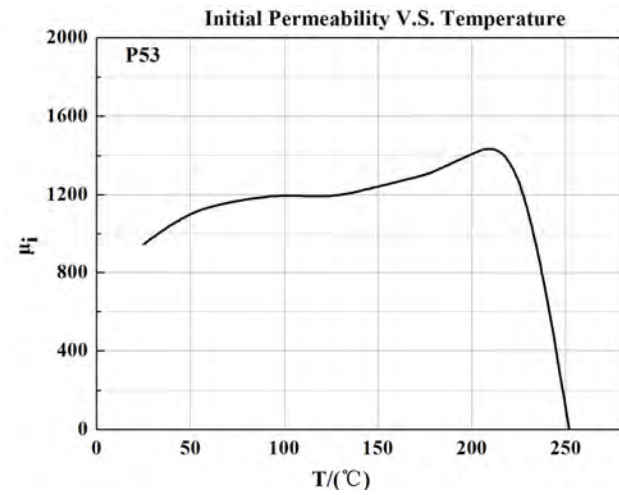
Symbol	Unit	Conditions		Value
μ_i Initial permeability ($\pm 25\%$)		25°C		1200
B_s Saturation flux density	mT	60 Hz 1194 A/m	25°C	500
			100°C	420
B_r Residual magnetic flux density	mT	25°C		140
		100°C		100
H_c Coercive force	A/m	25°C		36.5
P_{cv} Power loss	kW/m^3	1MHz 30mT	100°C	150
T_c Curie temperature	°C			220
Resistivity	$\Omega \cdot \text{m}$	25°C		10
d Density	kg/m^3	25°C		4.7×10^3



The above typical data are calculated from the standard toroid core. Specific performance of the product will be adjusted on this basis.

P53 Material characteristics

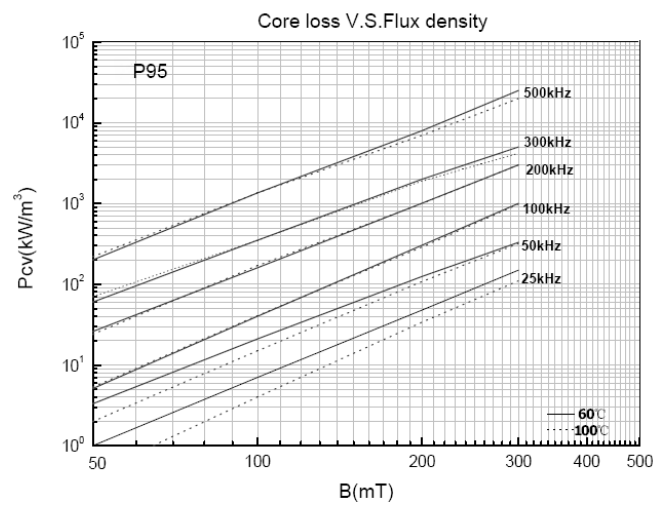
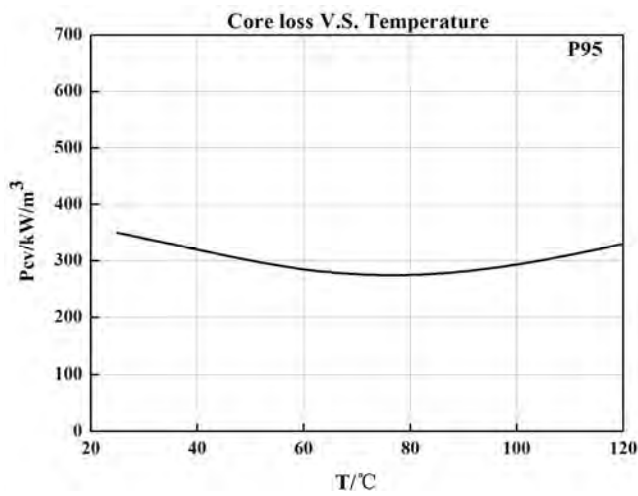
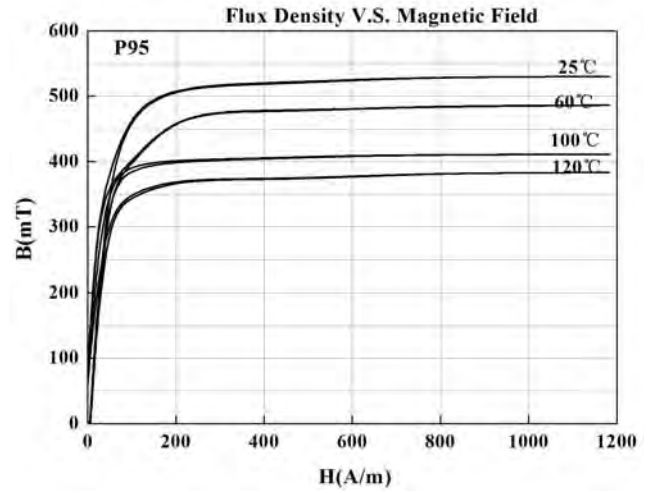
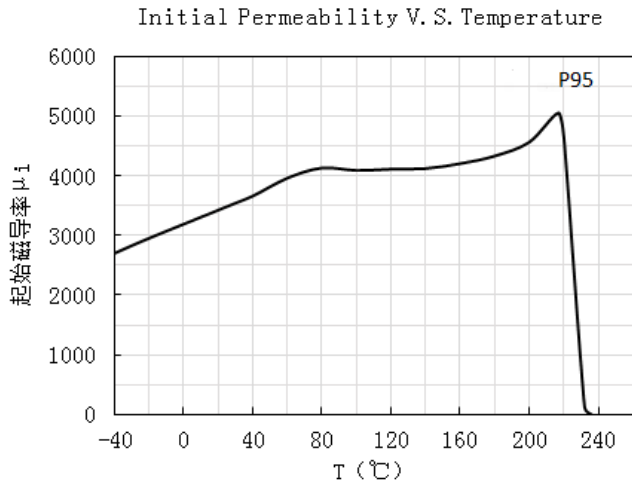
Symbol	Unit	Conditions		Value
μ_i Initial permeability ($\pm 25\%$)		25°C		900
B_s Saturation flux density	mT	60 Hz 1194 A/m	25°C	500
			100°C	400
B_r Residual magnetic flux density	mT	25°C		140
		100°C		100
H_c Coercive force	A/m	25°C		36.5
P_{cv} Power loss	kW/m ³	3MHz 10mT	100°C	260
T_c Curie temperature	°C			240
Resistivity	$\Omega \cdot m$	25°C		10
d Density	kg/m ³	25°C		4.7×10^3



The above typical data are calculated from the standard toroid core. Specific performance of the product will be adjusted on this basis.

P95 Material characteristics

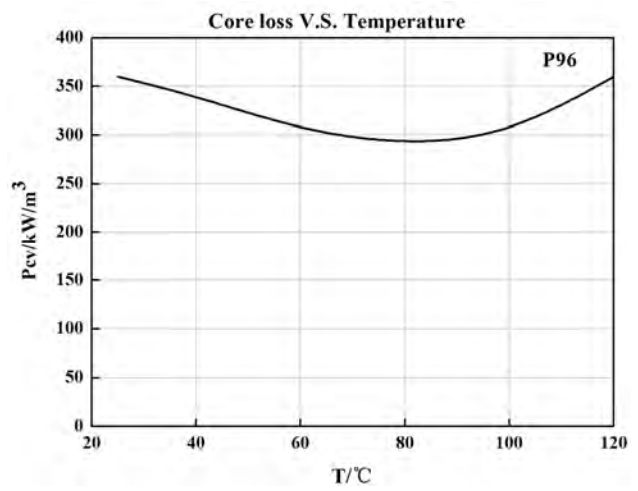
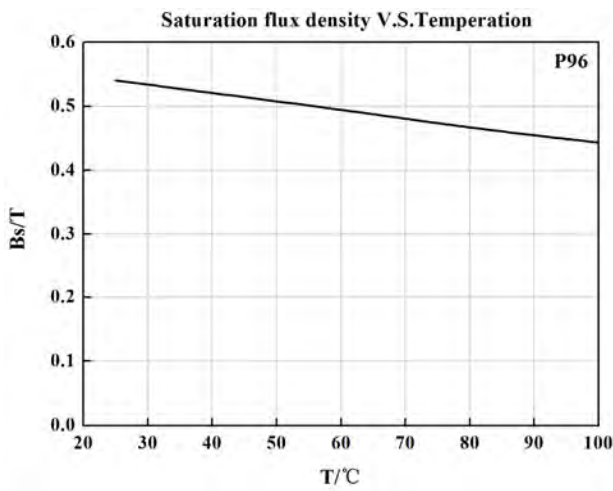
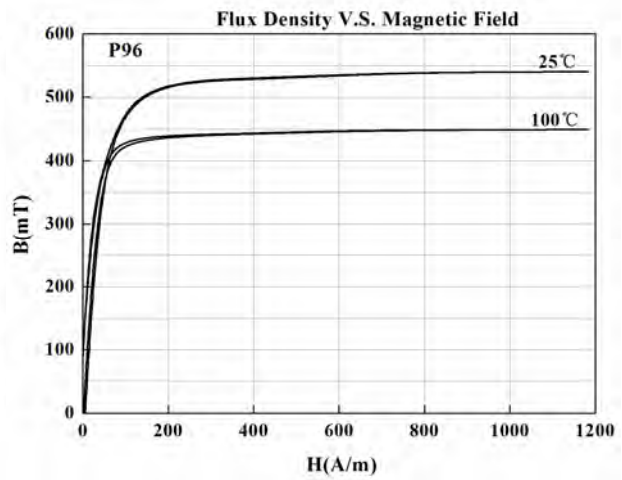
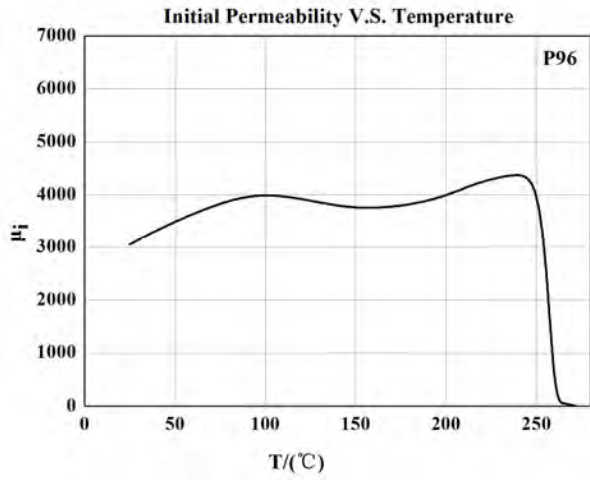
Symbol	Unit	Conditions		Value
μ_i Initial permeability ($\pm 25\%$)		25°C		3300
B_s Saturation flux density	mT	60 Hz 1194 A/m	25°C	530
			100°C	410
B_r Residual magnetic flux density	mT	25°C		85
		100°C		60
H_c Coercive force	A/m	25°C		10
P_{cv} Power loss	kW/m ³	100 kHz 200 mT	25°C	350
			80°C	270
			100°C	290
			120°C	350
T_c Curie temperature	°C			215
Resistivity	$\Omega \cdot m$	25°C		6
d Density	kg/m ³	25°C		4.9×10^3



The above typical data are calculated from the standard toroid core. Specific performance of the product will be adjusted on this basis.

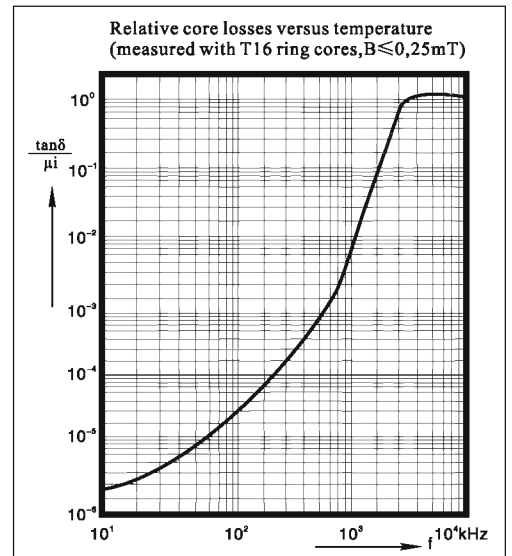
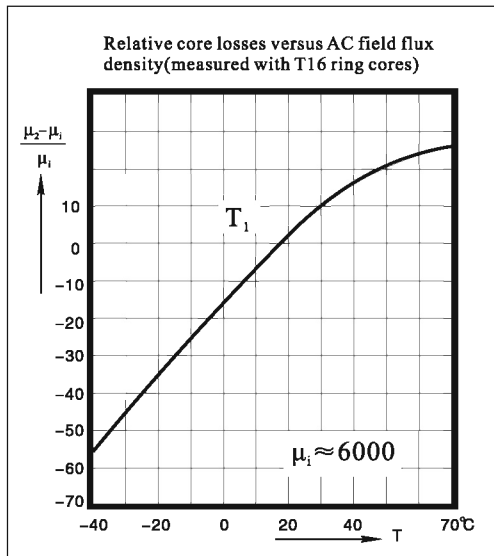
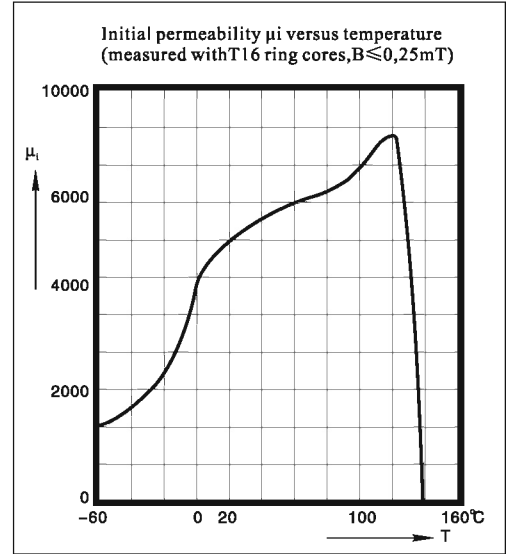
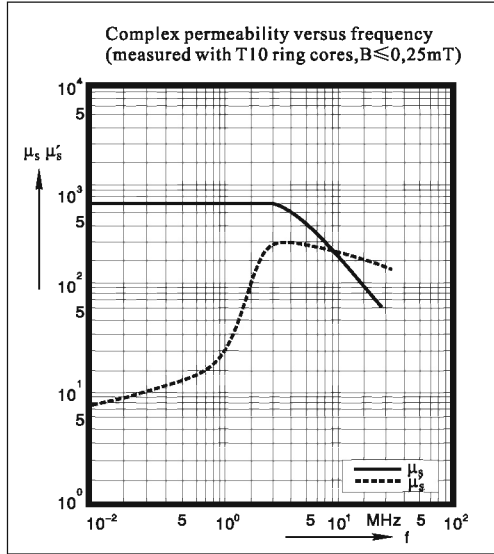
P96 Material characteristics

Symbol	Unit	Conditions		Value
μ_i Initial permeability ($\pm 25\%$)		25°C		3000
B_s Saturation flux density	mT	60 Hz 1194 A/m	25°C	540
			100°C	450
B_r Residual magnetic flux density	mT	25°C		90
		100°C		60
H_c Coercive force	A/m	25°C		10
P_{cv} Power loss	kW/m ³	100 kHz 200 mT	25°C	360
			100°C	300
			120°C	360
T_c Curie temperature	°C			250
Resistivity	$\Omega \cdot m$	25°C		6
d Density	kg/m ³	25°C		4.9×10^3

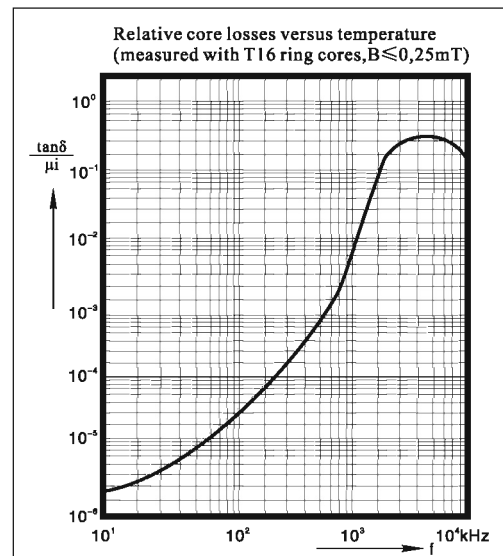
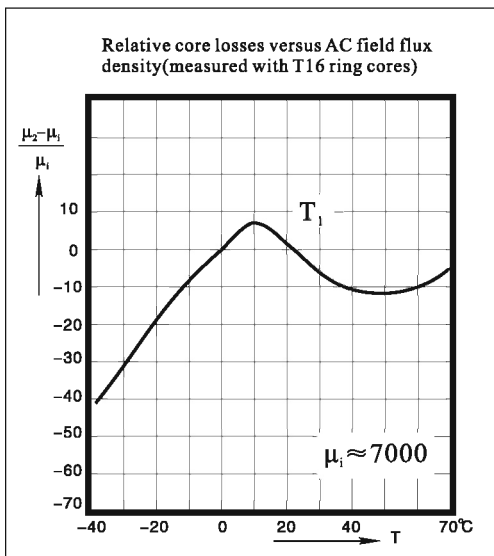
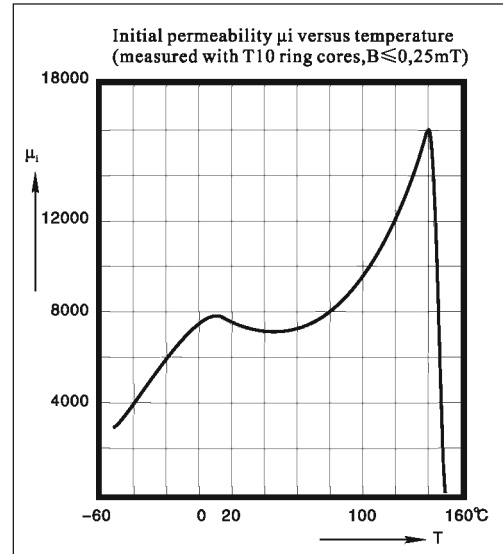
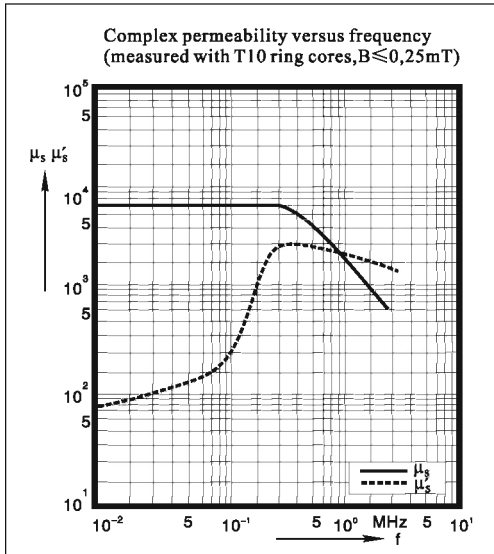


The above typical data are calculated from the standard toroid core. Specific performance of the product will be adjusted on this basis

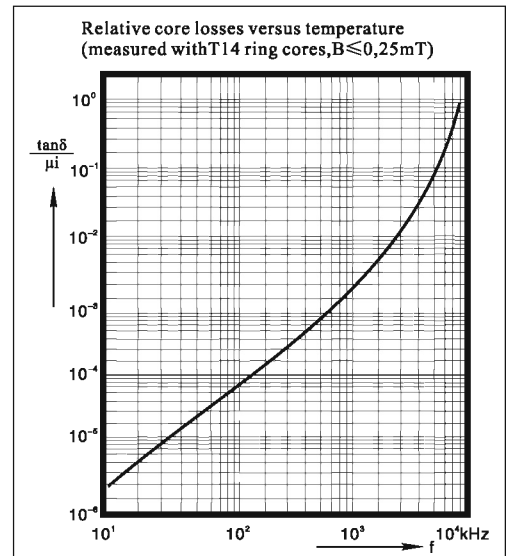
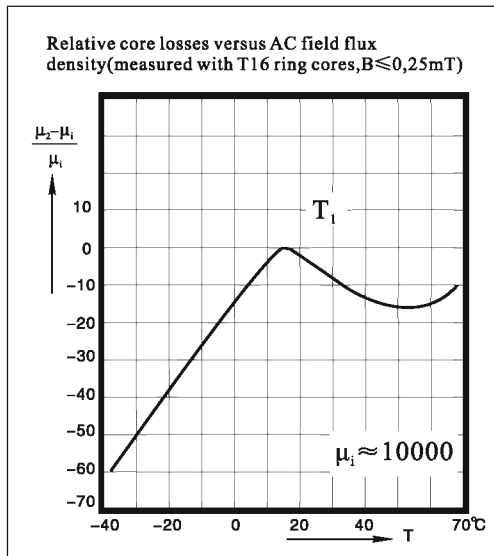
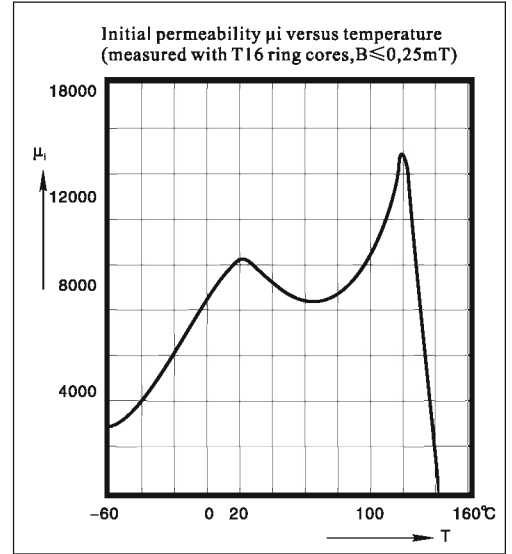
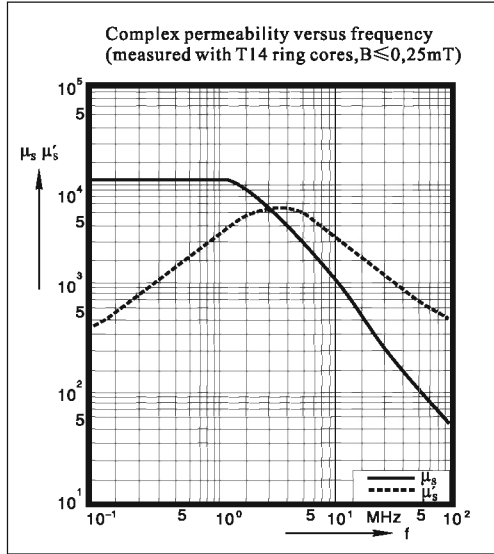
CHARACTERISTICS CURVE H6K



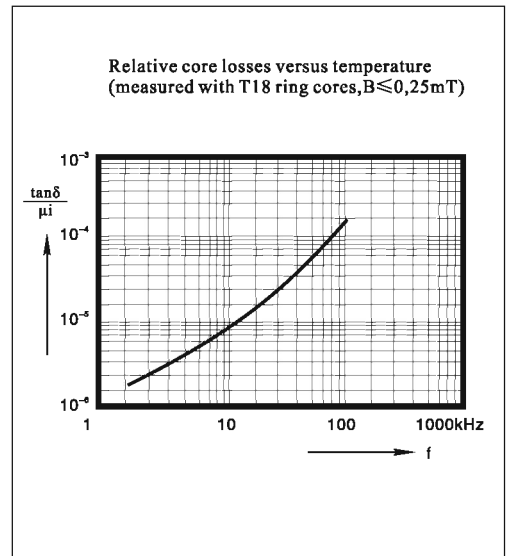
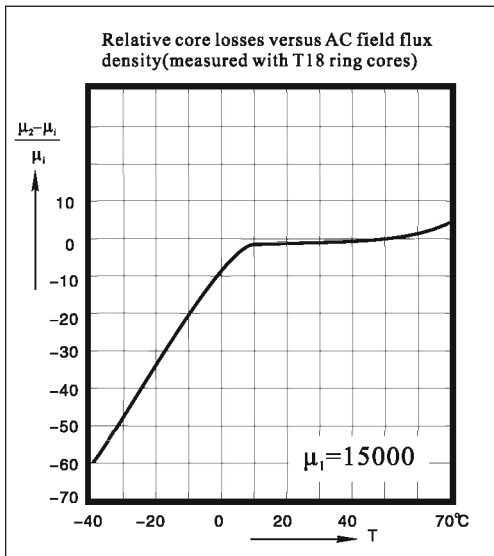
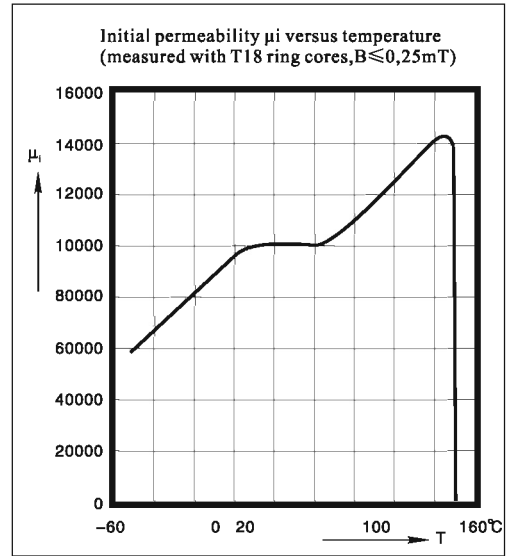
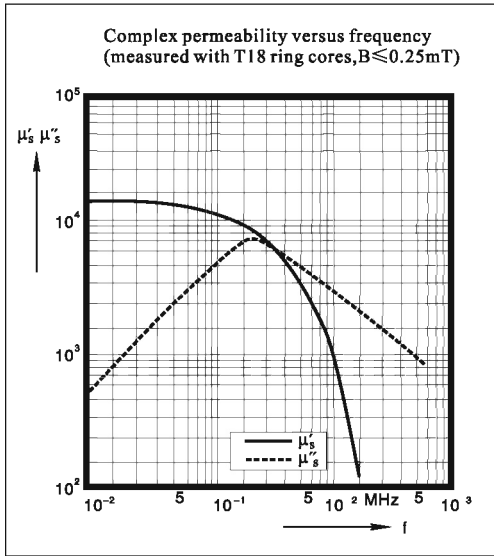
CHARACTERISTICS CURVE H7K



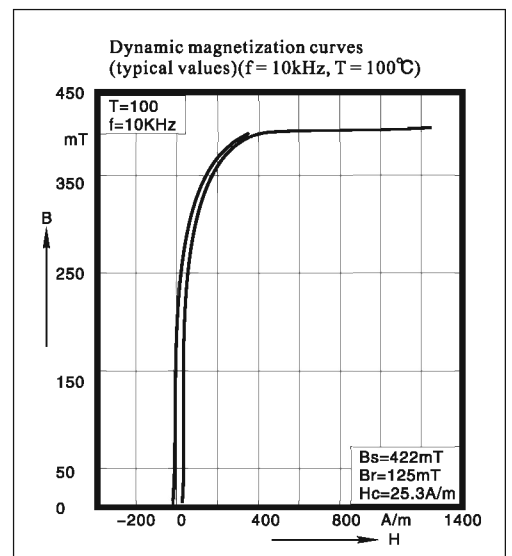
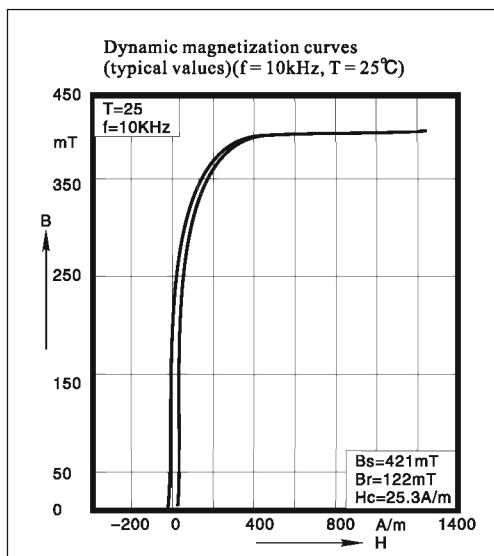
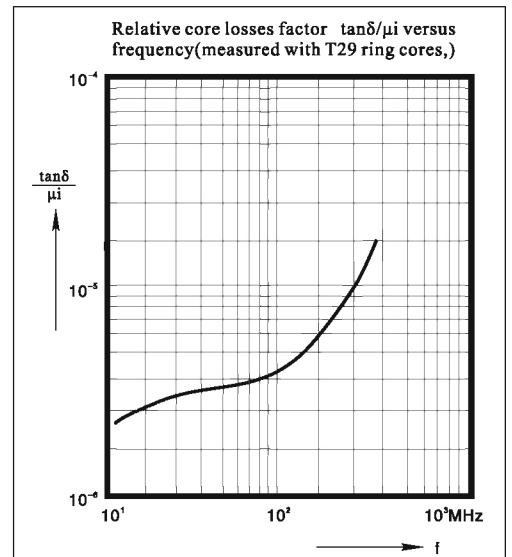
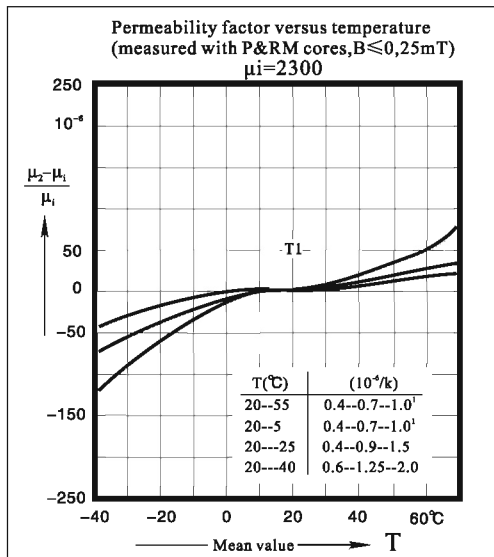
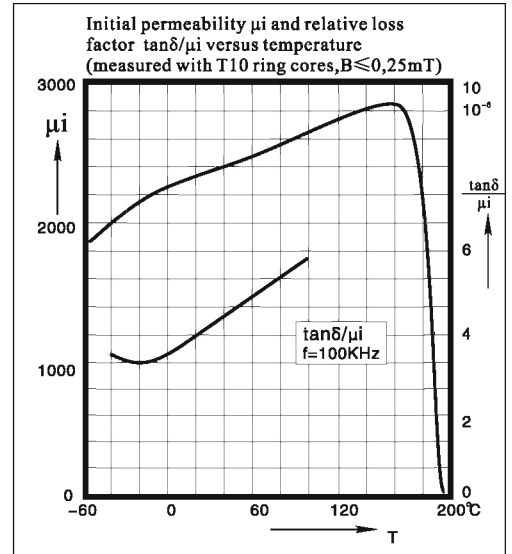
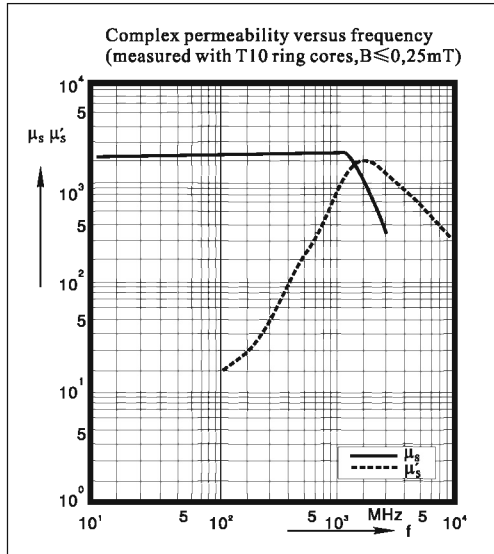
CHARACTERISTICS CURVE H10K



CHARACTERISTICS CURVE H15K



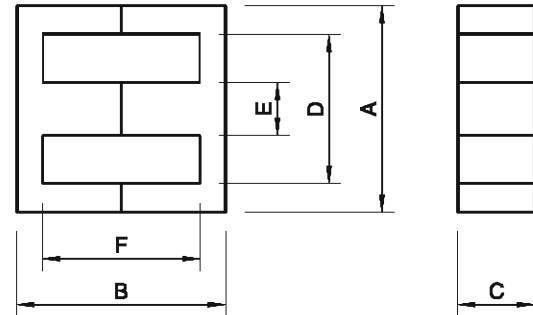

CHARACTERISTICS CURVE HQ2K



Mn-Zn SERIES MATERIAL CROSS REFERENCE LIST

SHINHOM	MTL	P2	P3	P4	P5	HQ2K	H3K	H5K	H6K	H7K	H10K	H12K	H15K	^{New} P44	^{New} P47	^{New} P51	^{New} P53	^{New} P95	^{New} P96
	μi	2500	2300	2200	1400	2000	3000	5000	6000	7000	10000	12000	15000	2400	2400	1200	900	3300	3000
TDK	PC30	PC40	PC44	PC50 PC47	H6B H6K	H7C2	H7A	H1B	H1D	H5C2	H5D	H5C3	PC44	PC47				PC95	
NICERA	NC-1H NC-1M	NC-2H	2HM5 2M	5M	-	NC-1L	NC-1J	NC-5Y	NC-7	NC-10H	NC-12H	NC-15H	2HM5		10M				
TOKIN	2500B	2500B2 BH2	BH1	B40	2001H	3100B	5000H 4000H	5000H	7000H	10000H	12000H		BH1					MBT1	
HITACHI(NIPPON)	SB-5S	SB-7C	SB-9C	SB-1M	SB-7	SB-5S	GP-7	-	GP-9	GP-11	MT10T		ML25D					ML30D	
MMG-NEOSID	F44	F45					F9	F10	FT7/F57	F39			F45						
ISU	PM-1	PM-7	PM-11	PM-5			HM2A	HM3	HM3A	HM5A		HM7A	PM-11	PM-15				PM-12	
VOGT	Fi323	Fi324	Fi325				-	Fi340	Fi360		Fi410		Fi325						
KAWATETSU	MB-2	MB-3	MB-4		-	-	MA-040	MA-055	MA-070	MA-100	MA-120	MA-150	MB-4					MBT2	
Ferroxcube(PHILPS)	3C80 3C85	3F3 3C94	3C96	3F4/3F3.5	3C10 3H3	3E1 3E28	3E4 3C11	3E25	3E27 3E26	3E5 3E55	3E6	3E7	3C94	3C98	3F4			3C95	
MAGNETICS	P	R			G	F	J	J	-	W		H						T	
SAMWHA	PL-5	PL-7	PL-9	PL-F1			SM-50		SM-70S	SM-100		SM-150	PL-11	PL-15	PL-F2			PL-13	
AVX/TPC	B1	B2/F1	F2	F4			A4	A5	A3	A2			F2						
THOMSON	B50	B51			T13		T6	T4											
EPCOS(SIEMENS)	N41 N27 N26	N67 N87	N97 N53	N49	N48	N41 N61	N30	T35	T37 T44	T38	T42	T46	N97 N87		N59			N95	
LCC	F1	F2			S4/S3		A6/T6	A4/T4	A2	A3			F2						
FDK	6H10	6H20	6H40	7H10	-	-	-	2H06	2H07	2H10	2H12	2H15	6H40	6H45				6H42	
ACME	P2	P4	P5				A05	A06	A07	A10	A12	A15	P41	P48				P45	P47
TOMITA	2E6	2G8	2H8	2H6	2C3	2F6	2F1 2G4	2G3	2E1 2G1	2E2	2H2	2H1	2N7					2N8	
ISKRA	25G 45G	35G	55G	75G	26G		19G		22G	12G	32G	52G	65G						
TDG	TP1	TP4	TP4A	TP5			TL5	TL6	TL7	TL10	TL13	TL15	TP4A	TP4D				TPW33	
DMEGC	DMR30	DMR40	DMR44	DMR50			R4K	R5K	R6K	R7K	R10K	R12K	R15K	DMR44	DMR47	DMR51		DMR95	DMR95B
COSMO	CF101	CF129	CF138				CF195	CF195		CF197			CF138						

EE TYPE CORES

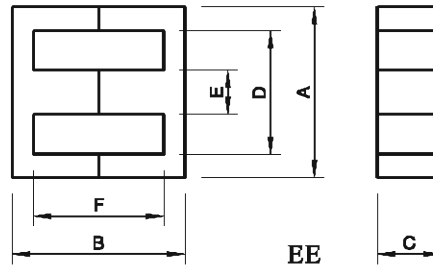



EE

(MATERIALS):H10K, H8K, H6K, H5K, P1, P2, P3
Dimensions & Effective parameter

CORES TYPE	Dimensions(mm)						Effective parameter					
	A	B	C	D(min)	E	F	Cl(mm ²)	Ae(mm ²)	Le(mm)	Ve(mm ³)	A _l ±25% (nH/N ²)	Weight(g)
EE5	5.25±0.1	5.3±0.16	1.95±0.1	3.80	1.35±0.08	4±0.16	4.78	2.66	12.5	33.5	285(P3)	0.2
EE6.3	6.17±0.13	5.7±0.1	1.96±0.05	3.70±0.1	1.35±0.08	3.70±0.16	3.67	3.30	12.2	40.60	405(P3)	0.24
EE8.3	8.3±0.3	8.0±0.2	3.6±0.2	6.0	2.0-0.3	6.0±0.2	2.75	7.00	19.2	134.0	675(P3)	0.7
EE8.8	9.0±0.3	8.0±0.2	2.0±0.1	5.20±0.13	1.90±0.12	4.2±0.15	3.10	5.00	15.60	78.00	400(P3)	0.5
EE10	10.2±0.3	11.0±0.2	4.75±0.25	7.7±0.2	2.45±0.2	8.4±0.3	2.16	12.1	26.1	315	905(P3)	1.5
EE12.6	12.6±0.3	11.3±0.2	4.85	9.2	2.4±0.2	8.1±0.3	2.39	12.4	29.7	369.5	960(P3)	2.0
EE13	13.0±0.25	12.0±0.25	6.15±0.13	10.0	2.75±0.13	9.2±0.25	1.77	17.1	30.2	517	1200(P3)	2.7
EE16	16.0±0.3	14.3±0.3	4.8±0.2	11.7	4.0±0.2	10.4±0.2	1.870	20.1	34.6	656	1160(P3)	3.3
EEL16	16.0±0.4	25.0±0.4	4.9±0.2	11.7	4.2-0.4	20.5±0.5	2.792	19.8	55.3	1090	900(P3)	5.2
EE16H	16.0±0.5	14.3±0.4	6.8±0.2	12.5	3.80±0.2	11.2±0.4	1.83	19.5	35.7	695.15	1240(P3)	4.1
EE16G	16.1±0.5	16.1±0.3	4.5±0.2	11.3	4.55±0.2	11.8±0.4	1.93	19.5	37.7	737	1100(P3)	3.7
EE19	19.1±0.4	16.0±0.4	4.85±0.25	14.1	4.8±0.25	11.3±0.3	1.74	22.8	39.6	903	(P3) 1250	4.6
EEL19	19.0±0.3	27.3±0.4	4.85±0.25	14.1	4.8±0.25	22.8±0.6	2.64	23.4	61.70	1443	900(P2)	7.2
EE20	20.0±0.6	20.0±0.4	5.3-0.4	12.8	5.2-0.4	12.6±0.8	1.37	31.2	42.8	1340	1500(P2)	8.0
EE22	22.0±0.4	18.7±0.4	6.0-0.6	13.20	6.0-0.6	10.7±0.3	0.97	41.0	39.6	1610	2100(P2)	8.8
EE25	25.4±0.5	19.0±0.4	6.3±0.3	18.55	6.4±0.2	13.8±0.4	1.22	40.0	48.7	1940	2000(P2)	9.1
EE25A	25.4±0.6	20.0±0.4	6.35±0.3	18.7	6.4±0.3	13.5±0.4	1.20	41.8	50.0	2090	1900(P3)	10
EE25B	25.4±0.5	34.0±0.6	6.35±0.25	18.7	6.4±0.25	27.6±0.6	1.91	40.3	77.0	3100	2500(P2)	16.5
EE25C	25.4±0.5	31.8±1.0	6.35±0.25	19.05	6.4±0.25	25.4±0.6	1.82	40.4	73.4	2965	1450(P3)	15
EE28	28.0±0.6	21.0±0.6	10.6±0.3	18.6	7.2±0.30	12.6±0.6	0.57	85.4	49.3	4260	3500(P2)	21.5

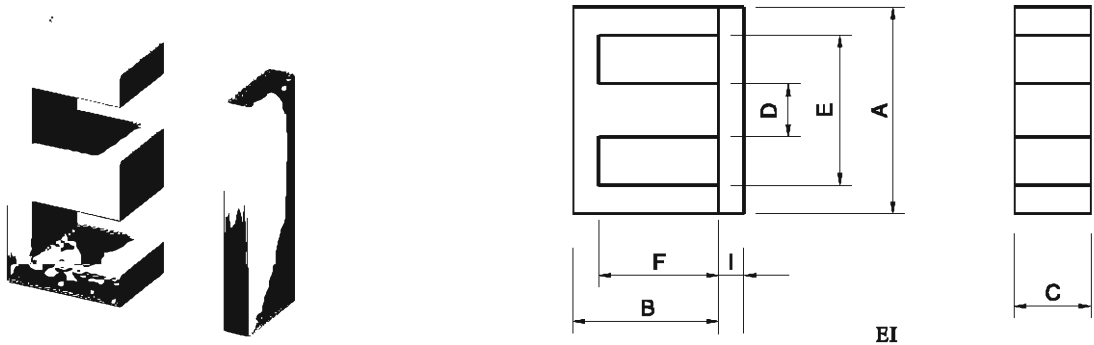
EE TYPE CORES



(MATERIALS):H10K, H8K, H6K, H5K, P1, P2, P3
 Dimensions & Effective parameter

CORES TYPE	Dimensions(mm)						Effective parameter					
	A	B	C	D(min)	E	F	Cl(mm ⁻¹)	Ae(mm ²)	Le(mm)	Ve(mm ³)	AJ±25% (mH/N ²)	Weight(g)
EE28A	28.0±0.4	28.4±1.0	11.0 _{-0.60}	18.6	7.5 _{-0.5}	19.4±0.4	0.75	8.6	64.3	5530	3500(P3)	28
EE28B	28.0±0.5	34.5±0.6	11.0 _{-0.5}	18.6	7.5 _{-0.5}	25.6±0.4	0.84	86.3	73.4	6343	3060(P3)	32
EE30/7	30.1±0.7	30.0±0.4	7.3 _{-0.5}	19.5	7.2 _{-0.5}	19.9±0.25	1.12	59.7	66.9	4000	2100(P3)	21
EE30/11	30.0±0.5	30.0±0.4	10.7±0.3	19.5	7.2 _{-0.5}	19.9±0.25	0.86	110	57.8	6358	2800(P3)	32
EE33	33.1±0.5	28.0±0.6	12.7±0.3	23.5	9.7±0.3	19.3±0.3	0.57	117.0	67.0	7839	4300(P3)	39
EE35	34.6±0.5	28.5±0.5	9.3±0.35	25.5	9.35±0.3	19.6±0.25	0.893	77.7	69.5	5400	2400(P3)	30
EE40	40.0±0.5	34.0±0.6	10.70±0.3	27.6	10.70±0.3	10.25±0.25	0.600	127.0	77.0	9810	4350(P3)	50
EE41	41.0±0.5	33.0±0.4	12.5±0.3	28.6	12.5±0.3	21.0±0.3	0.523	157.8	79.5	12477	4100(P3)	63
EE4212	43.0 _{-2.4}	42.4±0.4	12.0 _{-0.5}	29.5	12.2 _{-0.5}	30.0+0.8	0.70	143.0	97.8	13980	2800(P3)	70
EE4215	43.0 _{-2.4}	42.4±0.4	15.2 _{-0.5}	29.5	12.2 _{-0.5}	30.0+0.8	0.550	178.0	97.0	17266	3400(P3)	88
EE4240	43.0 _{-2.4}	42.4±0.4	20.0 _{-0.8}	29.5	12.2 _{-0.5}	30.0+0.8	0.416	235.0	97.8	23000	5000(P3)	116
EE47	47.12±0.76	39.26±0.4	15.62±0.25	31.82	15.62±0.25	24.4±0.4	0.380	234.0	89.2	20920	5500(P3)	106
EE4815	50.0 _{-2.6}	42.0	15 _{-1.1}	33.0	15.0 _{-1.1}	24.6+2.0	0.36	254.3	91.0	23141	3500(P3)	110
EE50	50.0±0.7	42.6±0.5	14.6±0.4	34.2	14.6±0.4	26.5±0.6	0.36	228.0	95.9	21865	6100(P3)	116
EE55A	55.15±1.0	55.0±0.5	20.7±0.3	37.5	16.95±0.3	37.5±0.5	0.35	355.0	123.0	43665	6800(P3)	221
EE55B	55.15±1.0	55.0±0.5	24.7±0.3	37.5	16.95±0.3	37.5±0.5	0.239	420.0	123.0	52000	8200(P3)	265
EE56	56.6±0.7	47.3±0.5	18.8±0.3	38.1	18.8±0.25	29.3±0.6	0.31	343.0	107.0	36710	6900(P3)	180
EE65A	65.0±1.2	65.5 _{-0.8}	19.8±0.7	44.20	20.0 _{-0.7}	44.4 _{+1.6}	0.378	386.0	146.0	56375	5800(P3)	300
EE65B	65.0±1.2	65.5 _{-0.8}	27.4 _{-1.0}	44.20	20.0 _{-0.7}	44.4 _{+1.6}	0.28	532.0	147.0	78204	8600(P3)	410
EE70	70.5±1.0	65.5±0.5	31.6±0.2	48.0	21.65 _{+0.8}	44.5±0.4	0.22	686.0	150.0	102900	10800(P3)	540
EE80	80.0±0.8	75.9±0.5	20.2±0.4	60.0	20.0±0.4	56.0±0.4	0.45	399.0	183.5	73216.5	6100(P3)	360
EE85A	85.0±2.5	88.0±2.0	26.5±0.6	55.0	27.2 _{-0.6}	57.4 _{+2.0}	0.264	714.0	188.0	134232	8200(P3)	675
EE85B	85.0±2.5	88.0±2.0	31.5±0.5	55.0	27.2 _{-0.6}	57.4 _{+2.0}	0.22	859.0	189.0	162351	10000(P3)	810
EE90	90.0±2.0	56.4±0.7	16.5±0.5	64.0	25.0±1.0	31.4 ₋₂	0.34	419.0	141.0	59079	5760(P3)	292
EE110	110.0±2.5	112.0 _{-0.2}	36.0±1.0	74.2	36.0±1.0	74.4 _{+2.4}	0.19	1280	244.0	312320	9000(P3)	1560
EE118	118.0 _{+1.5} _{-2.5}	173.0 _{+1.5}	35.0±0.8	82.0	35.0±0.5	138.0±1.0	0.328	1240	407.0	505000	7000(P3)	2290
EE128	130.0±2.0	126.0±1.0	40.0±0.5	89.0	40.0±1.5	86.0 _{+1.0} _{-0.5}	0.35	1600	284.0	454400	12000(P3)	2200
EE160	162.0±7.5	166.0±1.0	40.0±1.0	120.0	40.0±1.5	128.0±1.0	0.5	1600	398	636800	9000(P3)	3200
EE185	185.0±3.0	154.0±1.5	27.5±1.0	128.0	53.0±1.0	100±1.5	0.24	1488	370	55056	12000(P3)	2800
EE240	240.0±4.0	232±1.0	40.0 ₋₃ ⁺¹	176.0	60.0 ₋₃ ⁺¹	172.0 _{-0.5} ⁺¹	0.227	2530	576	1456908	9325(P3)	6860
EE320	320.0±5.0	250±1.0	20.0±1.5	217.0	100.0±2.0	150±1.5	0.29	2000	577	1154000	8000(P3)	5950

EI TYPE CORES

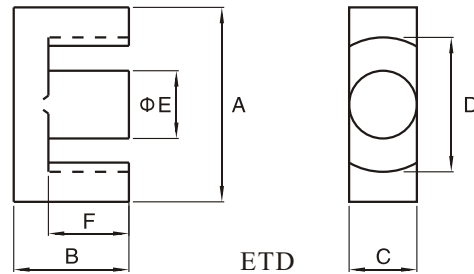
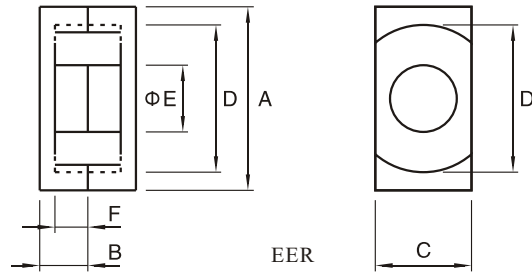



(MATERIALS):H10K, H7K, H6K, P1, P2, P3

Dimensions & Effective parameter

CORES TYPE	Dimensions(mm)						Effective parameter						
	A	B	C	D	E(min)	F	I	C1(mm ⁻¹)	Ae(mm ²)	Le(mm)	Ve(mm ³)	Al±25% (nH/N ²)	Weight(g)
EI 12.5	12.40±0.3	7.40±0.15	4.85±0.2	2.4±0.1	8.8	5.1±0.1	1.5±0.1	1.477	14.40	21.3	308	1200 (p2)	1.8
EI 16	16.0±0.3	12.7±0.2	5.0-0.4	4.0±0.3	11.6	10.8±0.2	2.0±0.2	1.79	19.8	34.6	670	1100 (p2)	3.0
EI 19	20.0±0.4	13.55±0.3	5.0±0.2	4.55±0.2	14.3	11.30±0.15	2.3±0.2	1.629	24.0	39.6	950	1400 (p2)	4.9
EI 22	22.0±0.5	15.0±0.25	5.75±0.25	5.75±0.3	15.75	10.55±0.25	4.5±0.3	0.94	42.0	39.3	1630	2400 (p2)	10.7
EI 22B	22.0±0.5	14.7±0.3	5.75±0.25	5.75±0.25	15.75	10.8±0.2	4.0±0.2	1.127	37.0	41.8	1550	2000 (p2)	8.7
EI 25	25.3±0.5	16.15±0.25	6.75±0.25	6.50±0.30	19.0	13.25±0.25	2.7±0.2	1.146	41.0	47.0	1927	2140 (p2)	9.8
EI 26	26.0±0.5	16.15±0.25	6.75±0.25	6.50±0.30	19.0	13.25±0.25	2.7±0.2	1.003	46.86	47.0	2202	2300 (p2)	9.6
EI 25.4	25.4±0.4	16.15±0.3	6.75±0.25	6.35±0.30	18.8	12.7±0.3	3.2±0.2	1.191	40.0	48.1	1950	1930 (p2)	10.4
EI 28	28.0±0.5	17.3±0.20	10.75±0.30	7.20±0.30	18.6	12.85±0.3	3.5±0.2	0.570	86.0	48.2	4145	4300 (p2)	22
EI 30	30.0±0.6	21.25±0.25	11.0-0.7	11.0-0.7	19.8	16.25±0.25	5.5±0.3	0.522	111.0	58.0	6440	4850 (p2)	32.5
EI 33	33.0±0.6	24.20±0.3	12.7±0.3	9.70±0.30	23.6	19.25±0.25	5.2±0.3	0.570	118.5	67.5	8002	4500 (p2)	41
EI 33B	33.0±0.6	23.75±0.3	12.7±0.3	9.70±0.30	23.6	19.25±0.3	5.0±0.3	0.570	118.0	67.0	7906	4590 (p2)	39
EI 35	35.0±0.6	24.25±0.25	10.0±0.3	10.0±0.3	24.5	18.15±0.25	4.6±0.3	0.662	101.4	67.1	6804	3900 (p2)	43
EI 35B	35.0±0.6	24.25±0.25	12.0±0.3	12±0.3	24.5	18.15±0.25	4.6±0.3	0.552	121.6	67.1	8159	4200 (p2)	52
EI 40	40.0±0.6	27.25±0.25	11.65±0.35	11.65±0.35	27.2	20.25±0.25	7.5±0.3	0.517	148	77.0	11300	5100 (p2)	59
EI 50	50.0±0.7	33.35±0.35	14.6±0.4	14.6±0.4	34.0	24.75±0.25	9.0±0.3	0.411	230	94.0	21600	6450 (p2)	112
EI 60	60.0±0.8	35.85±0.35	15.6±0.4	15.6±0.4	44.5	27.85±0.35	8.5±0.3	0.443	247	109.0	27100	6250 (p2)	138
EI 70	70.0±1.2	54.0±0.25	31.6±0.5	22.2±0.5	46.3	42.8±0.25	10.4±0.5	0.209	695	146.0	101180	9100min (p2)	519

EER & ETD TYPE CORES

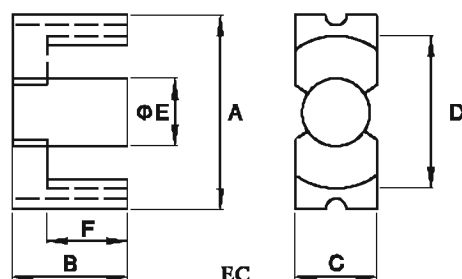
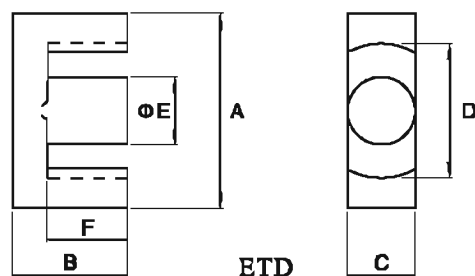
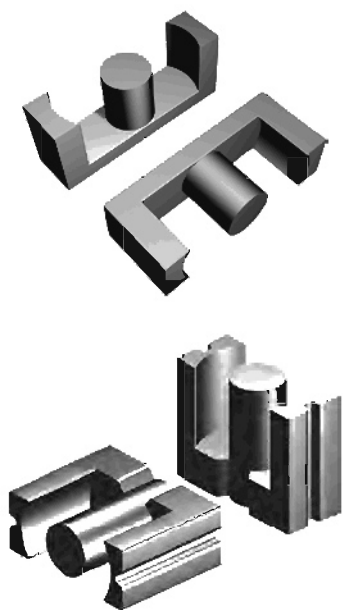


(MATERIALS):P1,P2,P3

Dimensions & Effective parameter

CORES TYPE	Dimensions(mm)						Effective parameter					
	A	B	C	D(min)	E	F	C1(mm ²)	Ae(mm ²)	Le(mm)	Ve(mm ³)	Al±25% (mH/N ²)	Weight(g)
EER7.5	7.50±0.15	2.50±0.05	4.5±0.1	6.22	2.65±0.15	1.75±0.05	2.28	5.85	13.3	73.3	680 (P3)	0.75
EER9.5	9.35±0.15	2.45±0.05	4.9±0.1	7.5+0.25	3.40±0.1	1.68±0.08	1.67	8.47	14.2	120	610min (p2)	0.96
EER11/5	10.8±0.25	2.45±0.1	5.9±0.2	8.70	4.40±0.15	1.60±0.15	1.23	11.9	14.7	174	960 (p2)	1.0
EER14.5/6	14.5±0.2	2.95±0.05	6.7±0.1	11.8±0.2	4.70±0.1	1.65±0.1	1.08	17.6	19	333	1600 (p3)	2.0
EER22	22.0±0.4	14.7±0.3	6.65±0.15	15.5	6.65±0.15	10.7±0.3	1.665	37.5	62.4	2340	1450 (p2)	15.0
EER28	28.0±1.1	14.0±0.25	11.4±0.25	21.2	9.9±0.25	9.65±0.25	0.784	82.1	64.0	5257	2990 (p2)	28.0
EER28L	28.0±1.1	16.9±0.25	11.4±0.25	21.2	9.9±0.25	12.25±0.55	0.924	85	78.3	6640	2660 (p2)	33.0
EER35	35.0±0.7	20.7±0.25	11.3±0.25	25.6	11.3±0.25	14.7±0.30	0.820	113	92.2	10400	2800 (p2)	52.0
EER39	39.3±0.5	22.7	12.8±0.3	28.6	12.8±0.2	17.0±0.3	0.792	130	103	13380	3500 (p2)	62.5
EER40	40.0±0.6	22.4±0.4	13.3±0.2	29.0	13.3±0.3	15.4±0.2	0.656	149	98.0	14587	3890 (p2)	78.0
EER42	42.0±0.8	22.0±0.5	15.2±0.2	30.5	15.2±0.2	15.4±0.3	0.547	183	96.3	17622	4500 (p3)	102.0
EER49	49.0±0.8	19.0±0.3	17.2±0.4	36.4	17.2±0.25	12.4±0.2	0.395	231	91.3	21100	6250 (p3)	110.0
EER53	53.2±0.8	23.2±0.5	21.5±0.3	38.7	20.0±0.2	32.6±0.5	0.338	319.5	105.9	33835	6200 (p3)	178.0

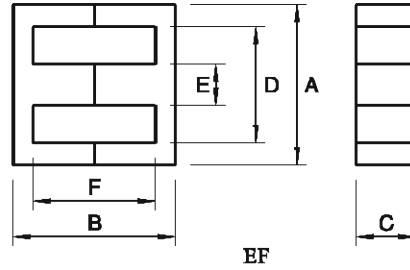
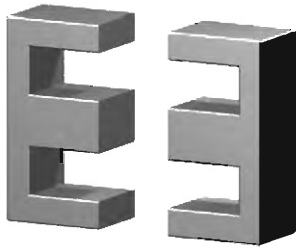
ETD & EC TYPE CORES



(MATERIALS):P1,P2,P3
Dimensions & Effective parameter

CORES TYPE	Dimensions(mm)						Effective parameter					
	A	B	C	D(min)	ΦE	F	Cl(mm ²)	Ae(mm ²)	Le(mm)	Ve(mm ³)	Al±25% (nH/N ²)	Weight(g)
ETD19	19.6±0.4	13.65±0.25	7.40±0.25	14.40	7.40±0.2	9.40±0.15	1.32	41.3	54.6	2260	1720(p3)	14
ETD24	24.70±0.6	14.95±0.25	8.50±0.3	18.8	8.50±0.3	10.1±0.1	1.14	56.3	61.9	3480	2125(p3)	20
ETD29	30.6-1.6	15.8±0.2	9.8-0.6	22.0	9.8-0.6	11.0±0.3	0.985	73.6	70.6	5193	2670(p2)	28
ETD34	33.4+1.6	17.5-0.4	11.1-0.6	25.6	11.1-0.6	12.1±0.3	0.810	97.1	78.6	7640	2850(p2)	40
ETD39	38.2+1.8	19.8±0.2	12.8-0.6	29.3	12.8-0.6	14.2+0.8	0.737	125	92	11500	3240(p2)	60
ETD44	43.0+2.0	22.5-0.4	15.2-0.8	32.5	15.2-0.8	16.5±0.4	0.588	175	103	18000	4110(p2)	94
ETD49	48.6±1.1	24.7±0.2	16.7-0.6	36.1	16.7-0.6	17.7+0.8	0.534	213	114	24200	4570(p2)	124
ETD54	54.5±1.3	27.6±0.2	18.9±0.4	40.1	18.9±0.4	20.2±0.4	0.454	280	127	35500	4400(p3)	180
ETD59	59.8±1.3	31.0±0.5	21.65±0.5	43.6	21.65±0.5	22.5±0.5	0.378	368	139	51200	5400(p3)	260
EC35	34.5±0.8	17.3±0.15	9.8-0.6	22.2	9.8-0.6	11.9+0.7	0.918	84.3	77.4	6530	2400(p2)	36
EC41	40.6±1.0	19.65-0.3	11.9-0.6	26.3	11.9-0.6	13.5+0.8	0.735	121	89.3	10800	3200(p2)	52
EC52	52.2±1.3	24.2±0.15	13.4±0.35	32.1	13.4±0.35	15.9±0.4	0.581	180	105	18900	3400(p2)	110
EC70	70.0±1.7	34.5±0.15	16.4±0.4	43.3	16.4±0.4	22.75±0.45	0.514	279	144	40200	3900(p2)	258
EC90	90.0±1.8	45.0±1.3	30.0±1.0	68.5	30.0±1.0	35.5±0.50	0.346	624	216	135000	6000(p2)	698
EC120	120.0±2.0	50.5±0.10	30.0±1.0	94.3	30.0±1.0	35.5±0.50	0.332	753	250	188250	6300(p2)	780

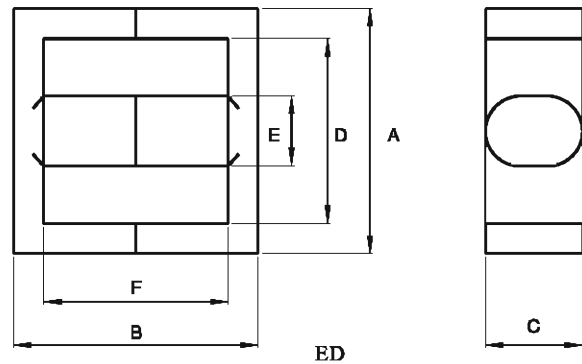

EF & ED TYPE CORES



EF TYPE CORES (MATERIALS):H6K, H8K, H10K, P1, P2, P3 Dimensions & Effective parameter

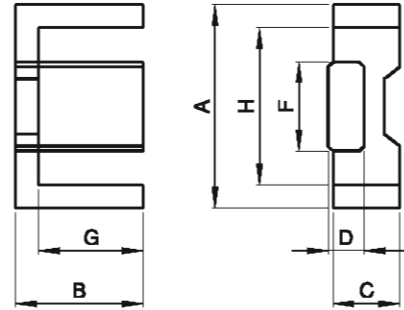
CORE TYPE	Dimensions(mm)						Parameter Effective					
	A	B	C	D(min)	E	F	C1(mm ³)	Ae(mm ³)	Le(mm)	Ve(mm ³)	Al±25% (nH/N ²)	Weight(g)
EF12.6	12.7±0.4	12.80±0.4	3.60±0.2	8.80	3.65±0.15	9.30±0.3	2.39	12.4	29.6	367	875(p2)	28
EF16	16.1±0.60	16.10±0.4	4.50±0.2	11.30	4.55±0.15	11.80±0.4	1.87	20.1	37.6	756	1100(p2)	3.6
EF20	20.0±0.50	19.80±0.5	5.65±0.3	14.1	5.70±0.30	14.40±0.5	1.34	33.5	44.9	1500	1350(p2)	7.3
EF20/11	20.0±0.4	20.0±0.4	11.0 ⁺⁰ _{-0.5}	14.1	5.7±0.3	14.4±0.5	0.699	64.46	45.06	2904	2990(P3)	13.9
EF25	25.05±0.75	25.10±0.5	7.20±0.3	17.50	7.20±0.25	17.80±0.4	1.11	52.5	57.8	3020	1800(p2)	16.0
EF25/11	25.05±0.5	25.10±0.5	10.75±0.3	17.5	7.20±0.3	17.80±0.4	0.72	8.2	57.8	4695	3200(P3)	24.4
EF32	32.0 ^{+0.9} _{-0.7}	32.8 ⁺⁰ _{-1.2}	9.5 ⁺⁰ _{-0.7}	22.7	9.5 ⁺⁰ _{-0.6}	22.4 ^{+0.6} ₋₀	0.89	83	74	6140	2300(p2)	30.0
EF36	36.0 ^{+1.0} _{-0.7}	36.0 ⁺⁰ _{-0.5}	11.5 ⁺⁰ _{-0.5}	24.5 ^{+1.2} ₋₀	10.2 ⁺⁰ _{-0.5}	24.0 ^{+0.6} ₋₀	0.68	120	81	9670	3000(p2)	50.0

ED TYPE CORES (MATERIALS):H6K, H5K, P1, P2, P3 Dimensions & Effective parameter

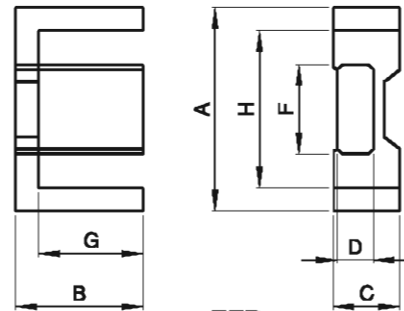



CORE TYPE	Dimensions(mm)						Parameter Effective					
	A	B	C	D(min)	E	F	C1(mm ³)	Ae(mm ³)	Le(mm)	Ve(mm ³)	Al±25% (nH/N ²)	Weight(g)
ED28	28.0±0.50	20.4±0.3	11.9±0.20	20.5	8.5±0.20	13.3±0.25	0.59	86.1	50.5	4350	3600	23
ED29	29.3±0.50	29.2±0.3	11.6±0.20	21.6	8.4±0.20	22.0±0.25	0.84	83.1	69.5	5770	2900	29
ED33	33.3±0.50	21.4±0.3	11.6±0.20	25.6	8.4±0.20	14.2±0.25	0.69	84.4	57.9	4887	3000	25
ED42	42.0±0.50	44.0±0.4	13.5±0.30	29.0	13.5±0.30	30.0±0.40	0.578	165.0	95.4	15741	3700	85

EFD TYPE CORES



EFD10/ EFD15



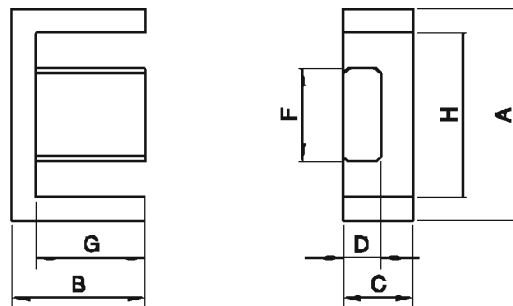
EFD

EFD TYPE CORES (MATERIALS): P1, P2, P3

Dimensions & Effective parameter

CORES TYPE	Dimensions(mm)							Effective parameter					
	A	B	C	D	F	G	H	Cl(mm ³)	Ae(mm ²)	Le(mm)	Ve(mm ³)	Al±25% (nH/N ²)	Weight(g)
EFD10	10.5±0.3	5.20±0.1	2.70±0.1	1.45±0.2	4.55±0.25	3.75±0.2	7.75±0.25	3.29	7.2	23.7	171	560(p2)	0.91
EFD12	12.5±0.3	6.20±0.2	3.50±0.2	2.0±0.2	5.40±0.25	4.55±0.20	9.00±0.25	2.50	11.4	28.5	325	800(p2)	1.8
EFD13	13.2±0.3	6.60±0.2	4.60±0.2	2.05±0.2	5.60±0.25	4.5±0.20	10.7±0.25	3.01	9.80	29.5	289	700(p3)	1.6
EFD15	15±0.40	7.50±0.2	4.65±0.2	2.4±0.2	5.30±0.25	5.5±0.25	11.0±0.35	2.27	15.0	34.0	510	700(p2)	2.8
EFD17	16.9±0.30	7.60±0.2	5.50±0.2	2.9±0.2	7.30±0.15	5.6±0.15	13.2±0.34	1.77	20.0	35.4	708	1050(p3)	3.3
EFD20	20±0.55	10.0±0.2	6.65±0.3	3.6±0.2	8.90±0.3	7.7±0.25	15.4±0.50	1.52	31.0	47.0	1460	1300(p2)	70
EFD20L	20±0.55	12.7±0.25	6.65±0.3	3.6±0.2	8.90±0.3	10.45±0.25	15.4±0.50	1.85	33.0	61.2	2105	1050(p3)	7.9
EFD25	25±0.65	12.5±0.2	9.1±0.3	5.2±0.2	11.4±0.3	9.3±0.25	18.7±0.60	1.00	58.0	57.0	3300	2000(p2)	16
EFD30	30±0.80	15.0±0.2	9.1±0.3	4.9±0.25	14.6±0.4	11.2±0.3	22.4±0.75	0.98	69.0	68.0	4700	2100(p2)	24
EFD50	50±0.80	25.0±0.3	10.0±0.3	6.0±0.20	23.0±0.3	17.0±0.3	35.0±0.80	0.68	151.5	103.3	15463	3900(p3)	90

EEM & EP TYPE CORES



EEM

EEM TYPE CORES

(MATERIALS):H6K, H4K, P1, P2, P3

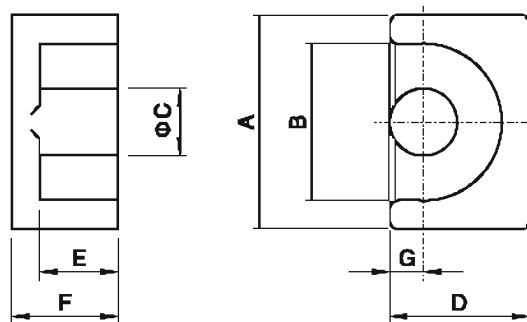

Dimensions & Effective parameter

CORES TYPE	Dimensions(mm)							Effective parameter					
	A	B	C	D	F	G	H	C1(mm ³)	Ae(mm ²)	Lc(mm)	Ve(mm ³)	Al±25% (nH/N ²)	Weight(g)
EEM10.5	10.5±0.3	5.20±0.1	27.±0.1	1.45±0.2	4.55±0.25	3.75±0.20	7.75±0.25	3.29	7.2	23.7	171	500(p3)	1.2
EEM12.7	12.7±0.3	6.85±0.2	3.5±0.2	2.0±0.2	5.40±0.25	4.55±0.20	9.0±0.25	2.50	11.4	28.5	325	700(p3)	1.6
EEM21	2.08±0.3	12.1±0.2	4.5±0.2	2.9±0.2	8.40±0.30	9.20±0.20	15.0±0.3	2.18	23.9	52.1	1245	1200(p3)	6.0
EEM25	25±0.75	12.6±0.2	12.45±0.25	8.3±0.3	8.80±0.25	9.55±0.25	19.2±0.4	0.81	7.30	60.0	4300	3350(P3)	21.0

EP TYPE CORES

(MATERIALS):H10K, H8K, P1, P2, P3

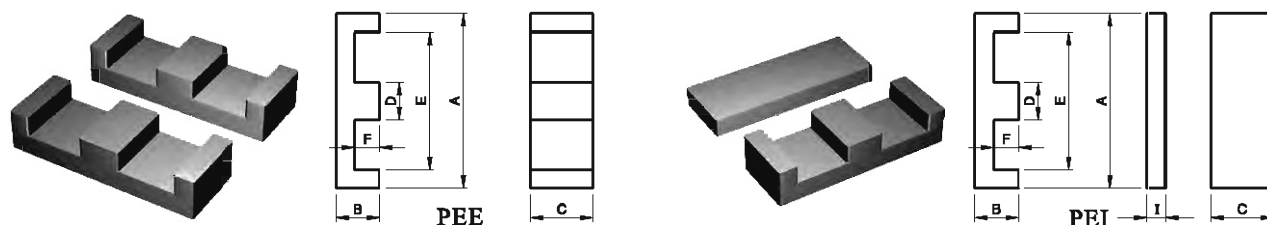
Dimensions & Effective parameter



EP

CORE TYPE	Dimensions(mm)							Parameter Effective					
	A	B	ØC	D	E	F	G	C1(mm ³)	Ae(mm ²)	Lc(mm)	Ve(mm ³)	Al±25% (nH/N ²)	Weight (g)
EP5	6.0±0.15	4.4±0.15	1.80 ⁺⁰ _{-0.15}	3.90 ⁺⁰ _{-0.23}	2.15 ⁺⁰ _{-0.1}	2.8±0.1	0.9±0.1	3.154	3.09	9.73	30	552(P3)	1.1
EP7	9.2±0.2	7.4±0.2	3.40-0.2	6.5-0.3	2.5+0.3	3.75±0.1	1.8-0.2	1.52	10.3	15.7	163	3500(H10K)	1.4
EP10	11.5±0.3	9.4±0.2	3.45-0.3	7.85-0.4	3.6+0.2	5.2-0.4	1.95-0.25	1.70	11.3	19.3	218	3300(H10K)	2.8
EP13	12.5±0.3	10.0±0.3	4.50-0.3	9.0-0.4	4.5min	6.5-0.4	2.5-0.20	1.24	19.6	24.3	476	5000(H10K)	5.1
EP17	18.0±0.4	12.0±0.4	5.85-0.35	11.25-0.5	5.5+0.3	8.5-0.4	3.25±0.2	0.84	33.9	28.5	964	11500(H10K)	13.0
EP20	24.0±0.5	16.5±0.4	9.00-0.5	15.3-0.7	7.0+0.3	10.8-0.4	4.5±0.2	0.51	78.3	39.8	3110	4000(P3)	32.0
EP30	30.0±0.5	24.1±0.3	14.55±0.25	23.1±0.5	15.0+0.2	11.8±0.2	7.6±0.25	0.35	179.0	39.8	11200	6600(P3)	75.0

PEE & PEI TYPE CORES



PEE & PEI TYPE CORES (MATERIALS):P1,P2,P3

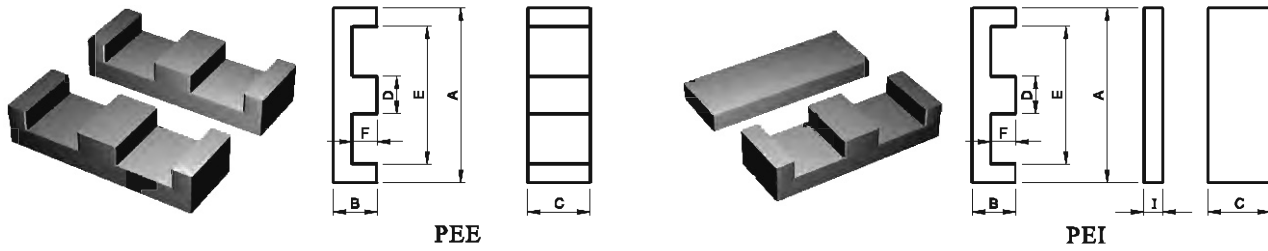
Dimensions

CORES TYPE	Dimensions(mm)						
	A	B	C	D	E	F	I
PEE14	14.00±0.30	3.50±0.10	5.00±0.10	3.00±0.05	10.50min	2.00±0.10	
PEI 14	14.00±0.30	3.50±0.10	5.00±0.10	3.00±0.05	10.50min	2.00±0.10	1.50±0.1
PEE18	18.00±0.30	4.00±0.10	10.00±0.20	4.00±0.10	14.00±0.30	2.00±0.10	
PEI 18	18.00±0.30	4.00±0.10	10.00±0.20	4.00±0.10	14.00±0.30	2.00±0.10	2.00±0.1
PEE22	21.80±0.40	5.70±0.10	15.80±0.50	5.00±0.10	16.80±0.4	3.20±0.10	
PEI 22	21.80±0.40	5.70±0.10	15.80±0.50	5.00±0.10	16.80±0.4	3.20±0.10	2.50±0.1
PEE32	31.75±0.64	6.35±0.13	20.32±0.41	6.35±0.13	24.9min	3.18±0.20	
PEI 32	31.75±0.64	6.35±0.13	20.32±0.41	6.35±0.13	24.9min	3.18±0.20	3.18±0.13
PEE38	38.10±0.76	8.26±0.13	25.40±0.51	7.62±0.15	30.23min	4.45±0.13	
PEI 38	38.10±0.76	8.26±0.13	25.40±0.51	7.62±0.15	30.23min	4.45±0.13	3.81±0.13
PEE43	43.20±0.90	9.53±0.13	27.90±0.60	8.10±0.20	34.7min	5.40±0.13	
PEI 43	43.20±0.90	9.53±0.13	27.90±0.60	8.10±0.20	34.7min	5.40±0.13	4.06±0.12

Effective parameter

CORES TYPE	Effective parameter					
	Cl(mm ⁻¹)	Le	Ae	Ve	Wt(g/set)	AL±25% μ H/N ²
PEE14	1.43	20.7	14.5	300	1.40	1200(P3)
PEI 14	1.6	16.7	14.5	240	1.27	1105(P3)
PEE18	0.616	24.3	39.5	960	4.80	2520(P3)
PEI 18	0.498	20.3	40.8	830	4.29	2851(P3)
PEE22	0.414	32.5	78.5	2550	13.00	4040(P3)
PEI 22	0.332	26.1	75.5	2040	11.42	4880(P3)
PEE32	0.315	41.4	130	5380	26.00	5673(P3)
PEI 32	0.27	35.1	130	4560	22.00	6422(P3)
PEE38	0.27	52.4	194	10200	50.90	7006(P3)
PEI 38	0.225	43.7	194	8460	42.50	8132(P3)
PEE43	0.267	61.1	229	18900	70.60	7292(P3)
PEI 43	0.220	50.4	229	11500	58.00	8525(P3)

PEE, PEI & FEY TYPE CORES



PEE & PEI TYPE CORES (MATERIALS):P1,P2,P3

Dimensions

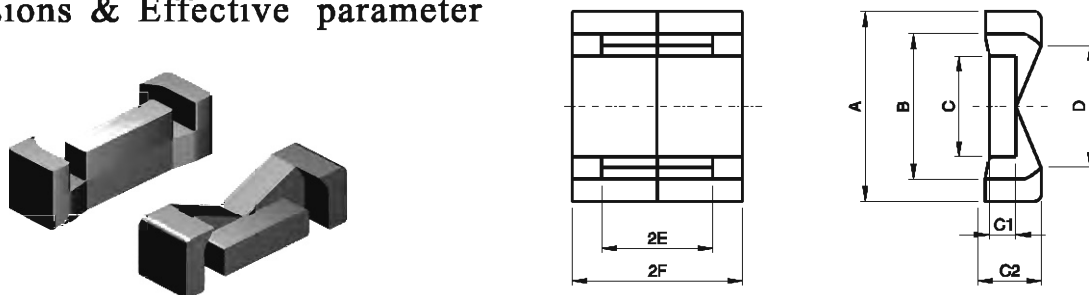
CORES TYPE	Dimensions(mm)						
	A	B	C	D	E	F	I
PEE58	58.42±1.17	10.54±0.20	38.10±0.78	8.10±0.20	50.39min	6.35min	
PEI 58	58.42±1.17	10.54±0.20	38.10±0.78	8.10±0.20	50.39min	6.35min	4.04±0.12
PEE64	64.00±0.76	10.20±0.10	50.80±0.81	10.16±0.18	53.16min	5.03min	
PEI 64	64.00±0.76	10.20±0.10	50.80±0.81	10.16±0.18	53.16min	5.03min	5.08±0.13

Effective parameter

CORES TYPE	Effective parameter					
	Ci(mm ⁻¹)	Le(mm)	Ae(mm ²)	Ve(mm ³)	Wt(g/set)	AL±25%nH/N ²
PEE58	0.270	81.2	301	24600	130.00	7546(P3)
PEI 58	0.224	68.3	305	20829	110.00	8844(P3)
PEE64	0.155	80.2	516	41400	210.00	13020(P3)
PEI 64	0.137	69.9	511	35539	181.00	14565(P3)

FEY TYPE CORES (MATERIALS):P3

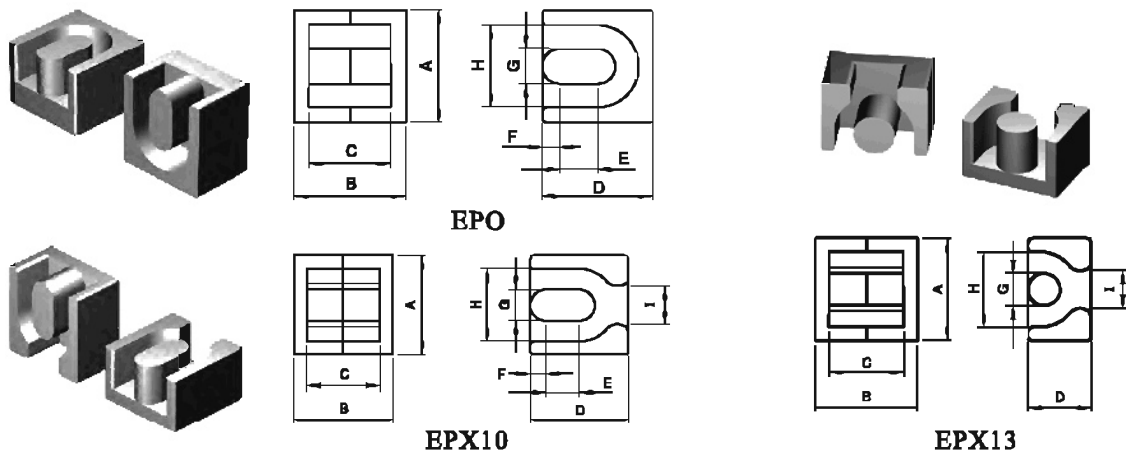
Dimensions & Effective parameter



FEY

CORES TYPE	Dimensions(mm)								Effective parameter AL±30%	Weight (g)
	A	B	C	C1	C2	D	E	F		
FEY12.8	12.8±0.2	9.8±0.25	6.8-0.2	1.5-0.2	3.8-0.2	8.8+0.3	3.75+0.2	5.75±0.1	900	1.8
FEY15.3	15.3-0.6	11.8+0.5	8.0-0.2	1.7-0.2	3.8-0.2	11.0+0.5	4.4+0.2	6.5±0.1	950	2.8

EPO, EPX & EPC TYPE CORES



EPO & EPX TYPE CORES (MATERIALS):H10K, H8K, H6K, P1, P2, P3
Dimensions & Effective parameter

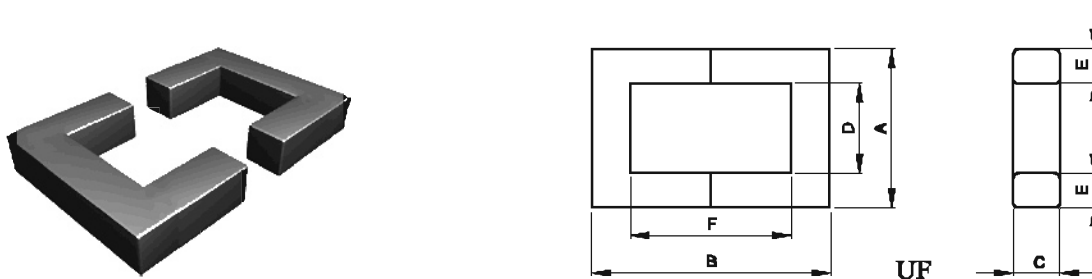
CORES TYPE	Dimensions(mm)									Effective parameter				
	A	B	C	D	E	F	G	H	I	Ae(mm ²)	Le(mm)	Ve (mm ³)	AL (nH/N ²)	Weight(g)
EPO 7	9.2±0.2	7.4±0.2	4.8±0.2	8.8±0.2	2.3	1.7±0.1	3.3±0.10	7.4±0.2		16.5	15.4	255	1760(p3)	1.2
EPO 8	9.2±0.3	8.4±0.3	5.8±0.2	8.8±0.2	2.3	1.7±0.1	3.3±0.10	7.4±0.2		16.4	17.2	295	1600(p3)	1.3
EPO 9	9.2±0.2	9.4±0.2	6.8±0.2	8.8±0.2	2.3	1.7±0.1	3.3±0.10	7.4±0.2		16.3	18.7	334	1550(p3)	1.4
EPO 10	11.5±0.3	10.3±0.2	7.4±0.4	7.65±0.2	1.4	1.85±0.1	3.3±0.15	9.3±0.2		15.0	21.7	325	1250(p3)	1.7
EPX10	11.5±0.3	10.4±0.2	7.4±0.4	7.65±0.2	1.4	1.85±0.1	3.3±0.15	9.3±0.25	5	15.0	21.7	325	1150(p3)	1.5
EPX13	12.5±0.3	13.0±0.3	9.0±0.4	7.40±0.4		2.40±0.1	4.5±0.3	10±0.3	6.8	18.8	26.7	501	6000(H10K)	2.2

EPC TYPE CORES(MATERIALS):H4K,P1,P2,
Dimensions & Effective parameter



CORES TYPE	dimensions(mm)								Effective parameter					
	A	Bmin	C1	C2	D	E min	F	H	C1 (mm ²)	Ae (Mm ²)	Le (mm)	Ve (Mm ³)	AL (nH/N ²)	Weight (g)
EPC10	10.2±0.2	7.6	5.0±0.1	1.9±0.1	4.05±0.1	5.3	3.4±0.1	2.65±0.1	1.89	9.39	17.8	167	1000(p2)	1.2
EPC13	13.0±0.3	10.50	5.6±0.15	2.05±0.1	6.60±0.2	8.3	4.6±0.15	4.50±0.2	2.46	12.5	30.6	382	870(p2)	2.1
EPC17	17.6±0.38	14.30	7.7±0.15	2.8±0.1	8.55±0.2	11.5	6.0±0.15	6.05±0.15	1.76	22.8	40.2	917	1150(p2)	4.5
EPC19	19.1±0.48	15.80	8.5±0.15	2.5±0.1	9.75±0.2	13.1	6.0±0.15	7.25±0.2	2.03	22.7	46.1	1047	940(p2)	5.3
EPC25	25.1±0.48	20.65	11.5±0.2	4.0±0.1	12.5±0.2	17.1	8.0±0.2	9.00±0.3	1.28	46.4	59.2	2748	1560(p2)	13.0
EPC27	27.1±0.48	21.60	13.0±0.3	4.0±0.1	16.0±0.2	18.5	8.0±0.2	12.3±0.3	1.34	54.6	73.1	3995	1540(p2)	18.0
EPC30	30.1±0.48	23.60	15.0±0.3	4.0±0.1	17.5±0.2	20.0	8.0±0.2	13.0±0.3	1.32	61.0	81.6	5035	1570(p2)	23.0

UF TYPE CORES & ET, FT TYPE CORES



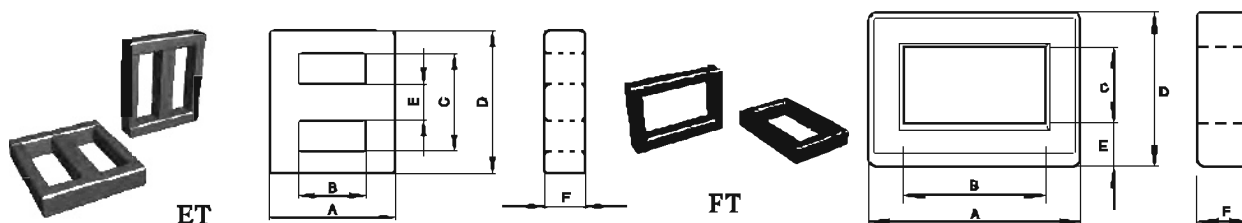
UF TYPE CORES (MATERIALS):H10K,H7K,H4K,P1,P2,P3

Dimensions & Effective parameter

CORES TYPE	Dimensions(mm)						Effective parameter					
	A	B	C	D	E	F	C1(mm ⁻³)	Ae(MM ²)	Le(mm)	Vo(mm ³)	Al±25% (nH/N ²)	Weight(g)
UF9.8	9.8±0.2	14.2±0.2	2.7±0.2	4.2±0.2	2.8±0.1	8.4±0.3	4.46	7.66	34.2	261.5	1000 (H7K)	1.3
UF10.3	10.35max	15.0±0.3	2.93±0.12	4.05min	2.95±0.1	8.6+0.7	4.13	8.63	35.7	308	920 (H6K)	1.5
UF10.5	10.5±0.3	15.6±0.4	5.3±0.15	5.5±0.3	2.5±0.1	10.6±0.3	3.02	13.3	40.0	530.7	1200 (H6K)	2.5
UF15	15.2±0.7	23.4-0.2	6.7-0.5	5.2±0.35	5.2±0.2	11.4+1.4	1.55	32.6	50.5	1647	3000 (H6K)	8.0
UF15.7	15.7±0.2	19.6±0.3	5.9±0.15	6.7±0.2	4.5±0.2	12.1±0.2	2.05	24.5	50.3	1232	2600 (H6K)	6.7
UF16	16.0±0.2	20.0±0.4	6.0±0.15	7.0-0.3	4.5±0.2	12.0±0.2	1.97	25.9	51.0	1321	3300 (H6K)	6.9
UF18	18.4+0.5	26.1±0.4	6.2±0.15	6.0+0.4	6.2+0.4	13.5+0.6	1.55	38.4	59.4	2284	4400 (H6K)	11.8
UF19	19.0±0.7	26.0±1.0	6.0±0.15	8.5±0.5	4.5±0.2	19.4±0.7	2.64	25.0	66.0	1652	1870 (H5K)	8.5
UF21	20.7±0.8	31.2±0.6	7.45±0.20	6.3±0.3	7.25±0.2	16.6±0.4	1.27	54.0	68.6	3700	4380 (H5K)	18.0

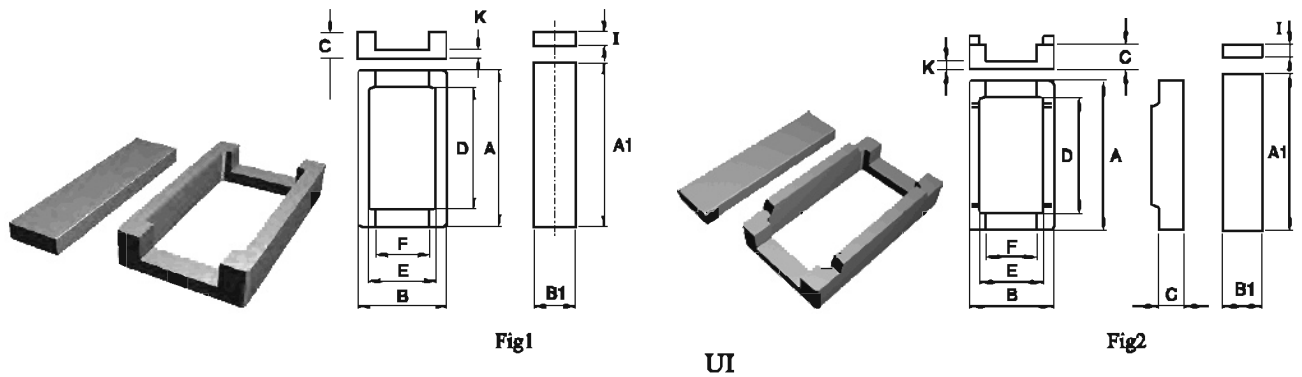
ET, FT TYPE CORES (MATERIALS):H10K, H8K ,H6K

Dimensions & Effective parameter



CORES TYPE	Dimensions(mm)						Effective parameter				
	A	B(min)	C(min)	D	E	F	C1(mm ⁻³)	Ae(mm ²)	Le(mm)	Vo(mm ³)	Weight (g)
ET20	20.30±0.5	15.8	15.8	20.30±0.5	4.0±0.3	4.40±0.3	29.6	17.6	52.1	917	4.5
ET24	24.20±0.5	18.9	18.8	24.20±0.5	4.0±0.3	4.0±0.3	3.31	18.0	60.0	1098	5.3
ET25	25.50±0.5	19.2	19.2	25.50±0.5	5.0±0.3	5.0±0.3	2.3	27.6	62.3	1721	8.5
ET28	28.45±0.7	21.8	22.2	28.45±0.7	5.0±0.3	5.0±0.3	2.54	27.0	70.0	1972	10.1
ET35	35.30±0.7	26.8	26.5	35.30±0.7	7.5±0.3	7.5±0.3	1.46	58.3	85.2	4970	26.0
FT20	20.6±0.6	15.7min	7.35min	14.1±0.25	4.1±0.2	4.6±0.20	4.11	13.0	53.0	688	3.8
FT25	25.6±0.4	19.3min	8.1min	17.6±0.3	3.4±0.15	5.2±0.25	3.77	18.0	68.0	1203	6.5
FT30	30.0±0.4	22.4min	8.9min	19.8±0.3	4.2±0.15	6.4±0.25	2.85	27.0	77.0	2068	10.9

UI TYPE CORES

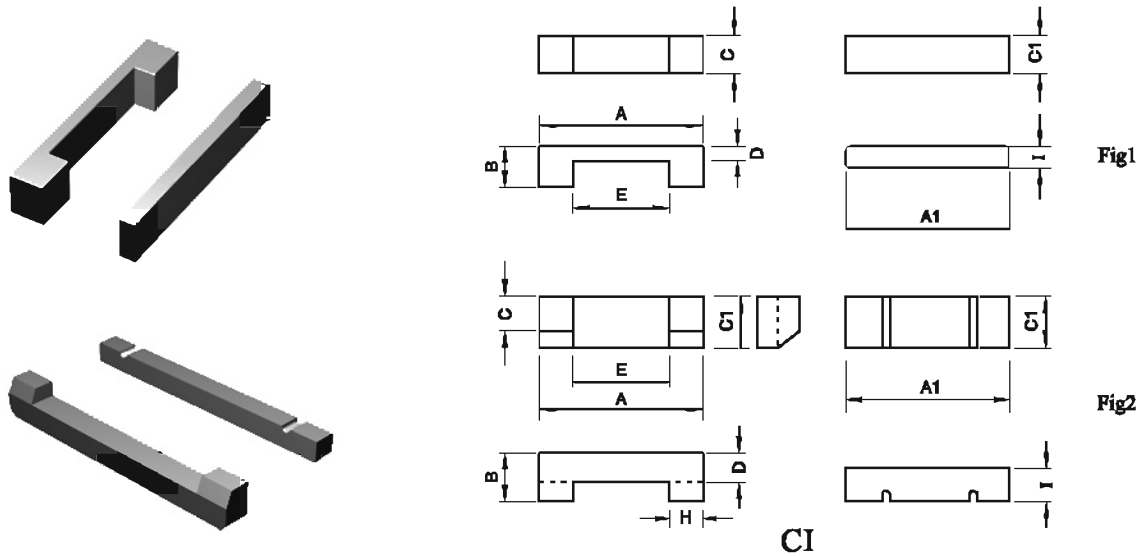


UI TYPE CORES (MATERIALS): P1, P2, P3 Dimensions & Effective parameter

CORES TYPE	Dimensions(mm)										
	A	B	C	D	E	F	K	A1	B1	I	Fig
UI 7.7	19.6±0.25	7.70±0.20	2.20±0.05	17.00±0.20	5.90±0.20	3.30±0.10	1.15±0.05	19.90±0.30	2.90±0.15	1.10±0.06	1
UI 8.3	27.40±0.30	8.30±0.20	3.00±0.05	22.40±0.30	6.50±0.20	4.80±0.10	1.00±0.05	28.30±0.50	3.85±0.10	1.15±0.08	1
UI 8.5	25.00±0.30	8.50±0.25	3.35±0.15	20.10±0.30	6.30±0.15	4.70±0.15	1.30±0.15	26.00±0.30	3.40±0.15	1.90±0.15	1
UI 9.0	23.60±0.30	8.80±0.20	4.40±0.10	19.40±0.20	6.80±0.20	5.40±0.15	1.30±0.15	23.80±0.20	3.70±0.10	2.60±0.06	1
UI 9.8A	23.75±0.30	8.80±0.15	3.65±0.08	19.20±0.20	7.30±0.15	5.70±0.15	1.30±0.15	24.30±0.30	4.40±0.15	2.02±0.06	2
UI 9.8B	23.75±0.30	8.80±0.15	3.65±0.08	19.20±0.20	7.30±0.15	5.70±0.15	1.45±0.07	24.30±0.30	4.40±0.15	2.02±0.06	2
UI 10	24.00±0.30	10.00±0.25	3.90±0.10	19.00±0.15	7.30±0.15	5.70±0.15	1.20±0.08	24.30±0.30	4.50±0.15	2.27±0.07	1
UI 11.7	20.70±0.30	11.70±0.25	3.90±0.10	15.00±0.15	8.80±0.15	7.00±0.15	1.30±0.10	21.20±0.25	5.50±0.17	1.90±0.08	1
UI 11.7-2	20.90±0.30	11.70±0.25	3.90±0.10	16.20±0.15	8.80±0.15	7.10±0.15	1.30±0.10	21.60±0.20	5.50±0.15	1.80±0.06	1
UI 14.8	19.70±0.30	14.8±0.25	4.60±0.10	15.60±0.25	11.40±0.25	7.00±0.15	1.80±0.05	19.90±0.25	5.45±0.25	2.80±0.06	1
UI 15	19.70±0.30	15.0±0.25	3.65±0.08	14.25±0.20	12.20±0.15	9.00±0.15	1.75±0.05	19.70±0.20	5.55±0.25	1.85±0.07	1

CORES TYPE	Effective Parameter					Wt(g/act)
	C1(mm ⁻¹)	Le	Ae	Ve	AL±25% μ H/N ²	
UI7.7	10.34	40.24	3.89	156.53	20(P3)	0.84
UI8.3	9.33	53.60	5.19	589.00	250(P3)	1.55
UI8.5	6.37	46.85	7.35	344.34	315(P3)	1.94
UI 9.0	6.23	45.63	7.20	340.5	320(P3)	2.15
UI 9.8A	5.96	44.88	7.52	337.49	360(P3)	2.33
UI 9.8B	5.96	44.88	7.52	337.49	360(P3)	2.25
UI 10	5.08	49.10	10.50	561.00	350(P3)	2.70
UI 11.7	4.83	44.50	10.00	437.00	420(P3)	2.35
UI 11.7-2	4.04	40.82	10.08	411.46	420(P3)	2.35
UI 14.8	2.52	45.60	15.53	505.00	500(P3)	3.54
UI 15	4.60	42.50	10.50	585.00	560(P3)	2.64

CI TYPE CORES



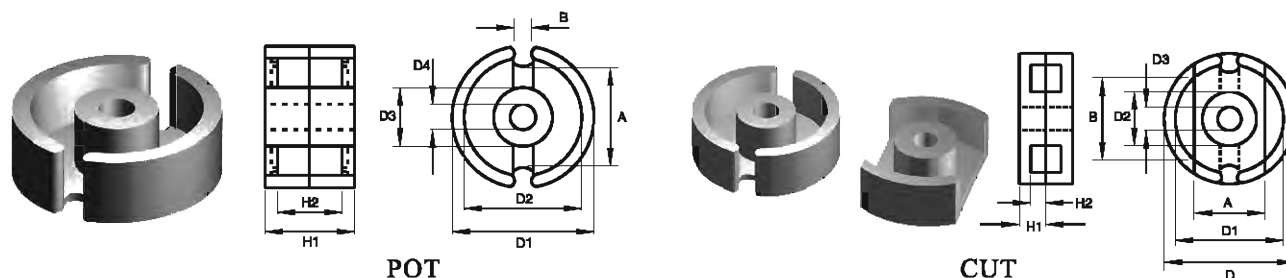
CI TYPE CORES (MATERIALS): P1, P2, P3 Dimensions

CORES TYPE	Dimensions(mm)									
	A	B	C	D	E	H	A1	C1	I	Fig
CI 8	26.00±0.25	2.20±0.08	5.50±0.15	0.90±0.08	23.60±0.25		26.00±0.25	5.50±0.15	1.05±0.05	1
CI 8.0A	26.00±0.3	2.30±0.05	5.50±0.15	1.22±0.05	23.30mm	1.25±0.05	26.00±0.3	5.50±0.15	1.05±0.05	1
CI 8.3	28.80±0.3	3.60±0.08	2.70±0.15	2.05±0.10	21.60mm	3.40±0.10	29.50±0.5	3.15±0.15	1.75±0.05	2
CI 8.5	28.80±0.3	3.60±0.08	3.20±0.10	2.35±0.10	21.60mm	3.40±0.10	29.50±0.5	3.50±0.10	2.20±0.05	2
CI 10	23.10±0.3	2.30±0.08	7.40±0.15	1.10±0.08	20.30±0.2		23.10±0.3	7.40±0.15	1.20±0.05	1
CI 17	22.90±0.3	3.70±0.10	13.25±0.2	2.00±0.15	18.90±0.2		22.90±0.3	13.25±0.2	2.00±0.05	1
CI 25	24.64±0.3	3.45±0.15	5.84±0.10	1.60±0.05	21.46±0.2		25.15±0.3	5.84±0.10	1.80±0.05	1

Effective parameter

CORES TYPE	Effective parameter					
	CI (mm ⁻¹)	Le	Ae	Ve	Wt(g/sect)	AL±25%nH/N ¹
CI 8	9.56	52.51	5.49	216.84	1.37	265(P3)
CI 8.0A	9.10	53.10	5.80	310.00	1.49	280(P3)
CI 8.3	9.71	55.27	5.69	314.49	1.61	300(P3)
CI 8.5	7.15	55.44	7.75	429.66	2.05	400(P3)
CI 10	6.5	48.50	7.52	585.26	1.95	380(P3)
CI 17	1.79	48.19	26.90	6.20	1669.47	1392(P3)
CI 25	5.30	52.25	9.86	515.18	2.56	470(P3)

POT & CUT TYPE CORES



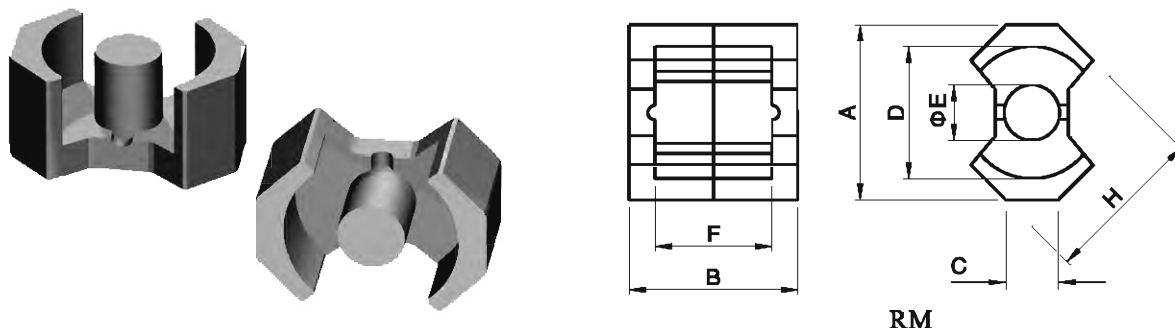
POT TYPE CORES (MATERIALS): P1, P2, P3, HQ8H, HQ2K, HQ2KA Dimensions & Effective parameter

CORES TYPE	Dimensions(mm)								Effective parameter					
	A	B	D1	D2	D3	D4	H1	H2	C1 (mm ³)	Ae (mm ²)	Le (mm)	Vc (mm ³)	Al±25% (nH/N2)	Weight(g)
P0704	5.5±0.2	1.6±0.3	7.4-0.4	5.8+0.25	3-0.2	1.4+0.1	4.2-0.2	2.8+0.2	1.43	7.0	10.0	70	460min (HQ2K)	
P0905	6.5±0.25	2±0.2	9.3-0.3	7.5+0.25	3.9-0.2	2.1±0.1	5.4-0.3	3.6+0.3	1.25	10.1	12.5	126	820min (HQ2K)	1.0
P1107	6.8±0.25	2.2±0.3	11.3-0.4	9+0.4	4.7-0.2	2.1±0.1	6.6-0.3	4.4+0.3	0.96	16.2	15.5	251	1070min (HQ2K)	1.7
P1408	9.5±0.3	2.7±1.2	14.3-0.5	11.6+0.4	6.0-0.2	3.1±0.1	8.2+0.3	5.6+0.4	0.79	25.1	19.8	495	1390min (HQ2K)	3.5
P1811	13.4±0.3	3.8±0.6	18.4-0.8	14.9+0.5	7.6-0.3	3.1±0.1	10.6±0.2	7.2+0.4	0.60	43.3	25.8	1120	1970min (HQ2K)	8.0
P2213	15±0.4	3.8±0.6	22-0.8	17.9+0.6	9.4-0.3	4.4+0.3	13.4±0.2	9.2+0.4	0.50	63.4	31.5	2000	2340 min (HQ2K)	14.0
P2616	18±0.4	3.8±0.6	25.5±0.5	21.2+0.8	11.5-0.4	5.4+0.2	16.1±0.2	11+0.4	0.40	93.9	37.6	3530	2970 Min (HQ2K)	23.2
P3019	20.5±0.5	4.3±0.6	30±0.5	25+0.8	13.5-0.4	5.4+0.3	18.8±0.2	13+0.4	0.33	137.0	45.0	6190	3840 min(HQ2K)	39.0
P3622	26.2±0.6	4.9±0.6	36.2-1.2	29.9+1	16.2-0.6	5.4+0.2	21.7±0.3	14.6+0.4	0.26	202.0	53.2	10700	5200 min(HQ2K)	64.0
P4226	32±0.7	5.1±0.6	42.4±0.7	35.6+1.4	17.7-0.6	5.4+0.2	29.4±0.1	20.3+0.4	0.259	265.0	68.6	18200	6000min (HQ2K)	108.0
P4830		8.0	48.5-2.1	39.6+2.2	20.2-1.0	5.20+0.5	29.8±0.6	20.3+0.6	0.22	337.8	73.2	24730	6800 min(HQ2K)	147.0
P5936			59.0+1.5	50.0±1.0	24.4±0.3	5.5±0.3	36.4±0.3	25.0±0.6	0.18	485.0	88.0	42600	6900 min(HQ2K)	220.0
P6928	10.5±0.5	4.8±0.8	69.0±1.0	58.4±0.8	29.0±0.5	8.65±0.3	28.0±0.5	18.6±0.6	0.13	614	81.5			286.0
P8060			80.0-3.3	69.0±1.4	33.0±0.5	9.0±0.5	60.0±0.3	44.6±0.6						
P112/60			112±3.8	100.0±3.8	42.0±1.5	11.0±0.6	60.0±1.3	44.6±0.6						

CUT TYPE CORES (MATERIALS): P1, P2, P3, HQ8H, HQ2K, HQ2KA Dimensions & Effective parameter

CORES TYPE	Dimensions(mm)								Effective parameter					
	A	B	H1	H2	D	D1	D2	D3	C1 (mm ³)	Ae (mm ²)	Le (mm)	Vc (mm ³)	Al±25% (nH/N2)	Weight(g)
C14×8	9.55±0.15	7.6min	4.18±0.08	2.70min	14.0±0.25	11.6min	5.99max	3.1±0.07	0.91	23.2	21.2	492	2500	2.8
C18×11	12.20±0.25	9.80	5.8±0.30	3.60±0.40	18.8±0.30	15.1±0.80	7.6±0.30	2.9±0.30	0.67	40.6	27.2	1110	4800	6.4
C22×13	15.20±0.25	10.5	7.0±0.30	4.60±0.40	22.4±0.12	18.1±1.0	9.4±0.30	4.3±0.4	0.47	61.0	28.6	1740	4500	12.0
C30×19	20.30±0.30	12.5	9.40±0.10	6.60±0.10	20.00±0.50	25.40±0.40	13.30±0.20	5.55±0.15	0.347	128.1	44.4	5688	6000	29.0

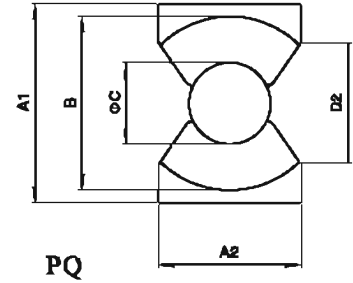
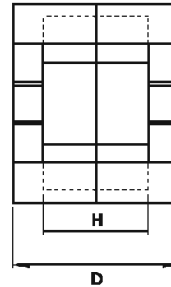

RM TYPE CORES



(MATERIALS):H10K, H7K, H6K, P1, P2, P3
 Dimensions & Effective parameter

CORES TYPE	Dimensions(mm)							Effective parameter					
	A	B	C	D	ΦE	F	H	C1 (mm ³)	Ae (mm ²)	Le (mm)	Ve (mm ³)	Al±25% (nH/N ²)	Weight (g)
RM4	10.8±0.2	10.4±0.1	4.45±0.15	8.15±0.2	3.8±0.1	7.2±0.2	9.63±0.2	1.62	14.0	22.7	318	2450min (H7K)	1.7
RM5	14.35±0.25	10.4±0.2	6.6±0.25	10.4±0.2	4.8±0.1	6.5±0.2	12.05±0.25	0.94	23.7	22.4	530	4350 min(H7K)	3.0
RM6	17.6±0.3	12.4±0.2	8.0±0.2	12.65±0.25	6.3±0.1	8.2±0.2	15.0±0.3	0.78	36.6	28.6	1050	5250 min(H7K)	5.5
RM7	19.9±0.4	13.4±0.2	7.1±0.5	15.08±0.33	7.1±0.15	8.65±0.25	16.85±0.35	0.69	46.0	31.8	1460	1950min (p2)	7.2
RM8	22.75±0.45	16.4±0.2	10.8±0.2	17.3±0.3	8.4±0.15	11.0±0.2	19.7-0.7	0.59	64.0	38.0	2430	7000min (H7K)	13.0
RM10	27.85±0.65	18.6±0.1	13.25±0.25	21.65±0.45	10.7±0.2	12.7±0.3	24.15±0.55	0.45	98.0	44.0	4310	3630min (p2)	23.0
RM12	36.75±0.65	23.5±0.2	16.0±0.3	25.5±0.5	12.6±0.2	17.1±0.3	29.25±0.55	0.40	140	56.9	7960	4150 min(P2)	42.0
RM14	41.6±0.6	28.8±0.2	18.7±0.3	29.5±0.5	14.75±0.25	21.1±0.3	34.2±0.5	0.39	178	70.0	12400	4600 min(P2)	70.0

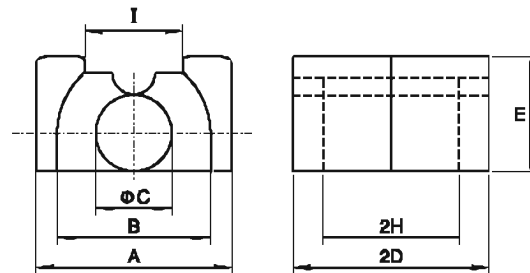

PQ & LP TYPE CORES



PQ TYPE CORES (MATERIALS): P1, P2, P3 Dimensions & Effective parameter

CORES TYPE	Dimensions(mm)							Effective parameter					
	A1	A2	B	ØC	D	E(REF)	H	Cl(mm ²)	Ae(mm ²)	Le(mm)	Vc(mm ³)	Al±25% (nH/N ²)	Weight (g)
PQ2016	20.5±0.4	14.0±0.4	18.0±0.4	8.8±0.2	16.2±0.2	12.0	10.3±0.3	0.603	62	37.1	2310	3880(P2)	13
PQ2020	20.5±0.4	14.0±0.4	18.0±0.4	8.8±0.2	20.2±0.2	12.0	14.3±0.3	0.738	62	45.4	2790	3310(P2)	15
PQ2620	26.5±0.45	19.0±0.45	22.0±0.45	12.0±0.2	20.15±0.25	15.5	11.5±0.3	0.391	119	46.3	5490	6170(P2)	31
PQ2625	26.5±0.45	19.0±0.45	22.0±0.45	12.0±0.2	24.7±0.25	15.5	16.1±0.3	0.472	118	55.5	6530	5250(P2)	36
PQ3220	32.0±0.5	22.0±0.5	27.5±0.5	13.45±0.25	20.55±0.25	19.0	11.5±0.3	0.323	170	55.5	9420	7310(P2)	42
PQ3230	32.0±0.5	22.0±0.5	27.5±0.5	13.45±0.25	30.35±0.25	19.0	21.3±0.3	0.464	161	74.6	11970	5140(P2)	55
PQ3535	35.1±0.6	26.0±0.5	32.0±0.5	14.35±0.25	34.75±0.25	23.5	25.0±0.3	0.448	196	87.9	17260	4860(P2)	73
PQ4040	40.5±0.9	28.0±0.8	37.0±0.6	14.9±0.3	39.75±0.25	28.0	29.5±0.3	0.508	201	101.9	20450	4300(P2)	95
PQ5050	50.0±0.7	32.0±0.6	44.0±0.7	20.0±0.35	49.95±0.25	31.5	36.1±0.3	0.346	328	113	37238	6720(P2)	195

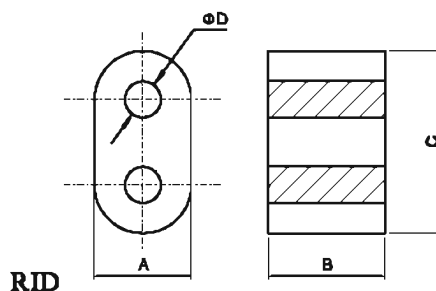
LP TYPE CORES (MATERIALS): H10K, H7K, H6K, P1, P2, P3 Dimensions & Effective parameter



LP

CORES TYPE	Dimensions(mm)							Effective parameter				AL-value(nH/N ²) (1kHz, 0.5mA 100Tb)	Calculated output power(W) (100kHz)	Weight (g)
	A	B	ØC	2D	E	2H	I	Cl (mm ²)	Ae (mm ²)	Le (mm)	Vc (mm ³)			
LP23/8	16.5±0.3	12.5±0.3	5.70±0.1	23.4±0.2	8.70±0.2	17.4±0.2	9.0±0.5	1.41	31.3	44.1	1380	1600±25% (P2)	50	9.6
LP22/13	25.0±0.4	19.0±0.3	8.60±0.2	22.4±0.2	12.9±0.3	12.9±0.3	13.5±0.5	0.721	67.9	49.0	3330	3310±25% (P2)	121	21
LP32/13	25.0±0.4	19.0±0.3	8.60±0.2	31.8±0.2	12.9±0.3	12.9±0.3	13.5±0.5	0.909	70.3	64.0	4500	2630±25% (P2)	164	30

RID & DR TYPE CORES



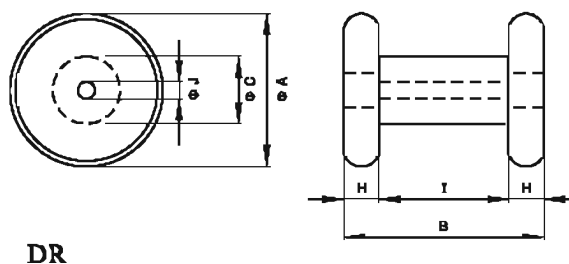
RID TYPE CORES

(MATERIALS): P1, P2, P3, R5K
 Dimensions & Effective parameter

CORES TYPE	Dimensions(mm)				Weight (g)
	A	B	C	ΦD	
8×7×15	8.2±0.3	7.0±0.3	15.3±0.6	5.0±0.3	1.8
7.5×10.3×13.3	7.5±0.3	10.3±0.4	13.±0.6	4.2±0.25	2.8
7.25×4.2×6.2	4.2-0.4	6.2-0.5	7.25-0.5	1.81+0.3	1.3

DR TYPE CORES

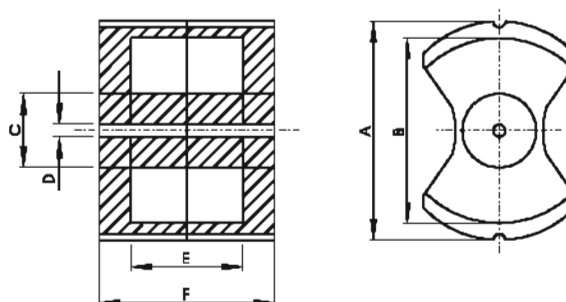

(MATERIALS):H5K, P1, P2
 Dimensions & Effective parameter



DR

CORES TYPE	Dimensions(mm)						Weight (g)
	ΦA	B	ΦC	H	I	ΦJ	
DR1415	14±0.8	15±1.0	8±0.2	3.0	9±0.6	2.5±0.25	7
DR2214	22±1.0	14.5±1.0	12±0.3	3.5	7.5±0.6	4.5±0.3	15
DR2218	22±1.0	18.5±1.0	12.5±0.3	3.5	11.5±0.6	4.5±0.3	17
DR2820	28±1.0	20±1.5	16.95±0.35	4.0	12±0.6	4.5±0.3	34
DR2825	28±1.0	25±1.5	16.95±0.35	4.0	17±0.6	4.5±0.3	39
DR3525	35±1.0	25±1.5	20.9±0.4	3.5	18±0.6	4.75±0.25	56
DR4025	40±1.0	25±1.5	22.9±0.4	4.0	17±0.6	4.5±0.3	78
DR4030	40±1.0	30±1.5	22.9±0.4	4.0	22±0.6	4.5±0.3	90
DR4530	45±1.0	35±1.5	26.85±0.45	4.5	26±0.6	4.5±0.3	133
DR5635	56±1.5	35±1.5	32.83±0.53	5.0	25±0.6	4.5±0.3	212

PM & UU TYPE CORES (Large Size)



PM

PM TYPE CORES

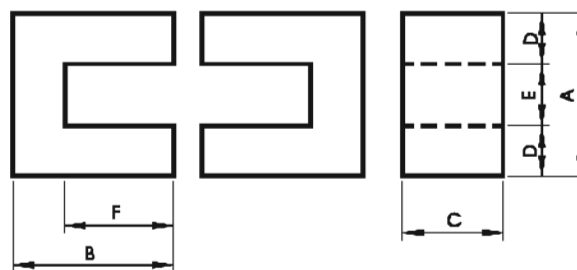

(MATERIALS): P1, P2, P3

Dimensions & Effective parameter

CORES TYPE	Dimensions(mm)						Effective parameter					
	A	B	C	D	E	F	Cl(mm ³)	Ae(mm ²)	Le(mm)	Ve(mm ³)	Al±25% (nH/N ²)	Weight (g)
PM50	49.15±0.85	39.65±0.65	19.7±0.3	5.5±1.0	26.8±0.4	38.8±0.2	0.227	370	84	31000	7700(p3)	140
PM62	61.0±1.0	48.0min	25.0±0.7	5.3±0.3	33.8±0.6	48.8±0.5	0.190	570	109	62000	9700(p3)	280
PM74	74.0±0.3	57.0min	29.0±1.0	5.4±0.3	41.0±0.8	59.0±0.6	0.162	790	128	101000	10000(p3)	460
PM87	87.0±0.3	66.5min	31.0±1.5	8.5±0.4	48.4±0.8	70.0±0.8	0.161	910	146	133000	13000(p3)	770
PM114	114.0±0.5	88.0min	42.0±1.5	5.4±0.4	63.8±0.8	92.5±0.5	0.116	1720	200	344000	16000(p3)	1940

UU TYPE CORES

(MATERIALS): P1, P2, P3



UU

Dimensions & Effective parameter

CORES TYPE	Dimensions(mm)						Effective parameter					
	A	B	C	D	E	F	Cl(mm ³)	Ae(mm ²)	Le(mm)	Ve(mm ³)	Al±25% (nH/N ²)	Weight (g)
UU64	65.0±1.5	63.5±1.0	40.0±0.5	20.0±0.5	24.4min	43.0±0.7	0.355	806	286	230000	7000(p2)	1130
UU66	66.0±1.5	55.0±1.0	39.6±0.6	19.5±0.5	25.0min	36.5±1.0	0.343	759	260	197000	6800(p2)	960
UU80	80.0±3.0	85.0±1.0	40.0±1.0	20.0±0.5	40.0min	65.0±1.0	0.543	801	435	348000	5500min(p2)	1600
UU93	93.0±2.0	76.0±1.0	30.0±0.6	28.0±0.6	34.6min	48.0±1.0	0.409	860	351	302000	5500(p2)	1440
UU101	101.0±2.5	57.0±1.0	25.4±0.8	25.4±0.6	49.5min	31.95±1.0	0.484	637	309	197000	5060min(p2)	1000
UU120	120.0±3.0	117.5±1.5	40.0±0.8	30.0±0.6	59.0min	87.5±1.5	0.470	1200	564	677000	5200(p2)	3300
UU126	126.0±4.0	91.0±1.0	20.0±0.8	28.0±0.6	68.0min	63.0±2.0	0.850	560	480	268800	2679(p2)	1360

F TYPE ABSORBER CORES & FBP TYPE CORES

F TYPE ABSORBER CORES

(MATERIALS): R2KF

Dimensions & Effective parameter

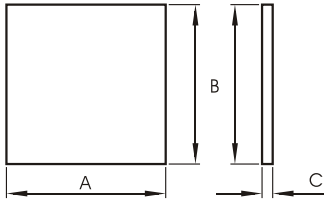


Fig1

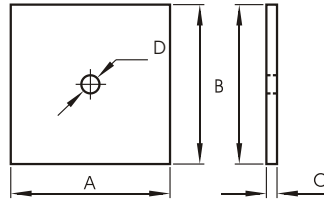


Fig2

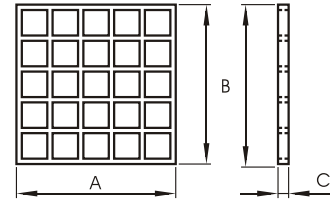


Fig3

ABSORBERS



CORES TYPE	Dimensions(mm)					
	A	B	C	D	Weight (set/g)	Fig
F100 100 6.7	100 0.3	100 0.3	6.7 0.3		330	1
F100 100 6.7H	100 0.3	100 0.3	6.7 0.3	10 0.1	315	2
F101 101 19.0	101 0.3	101 0.3	19.0 0.3		242	3
F110 110 6.0	100 0.3	100 0.3	6.0 0.3		300	1
F113 112 6.0	113 1.0	112 1.0	6.0 0.4		380	1



FBP TYPE CORES

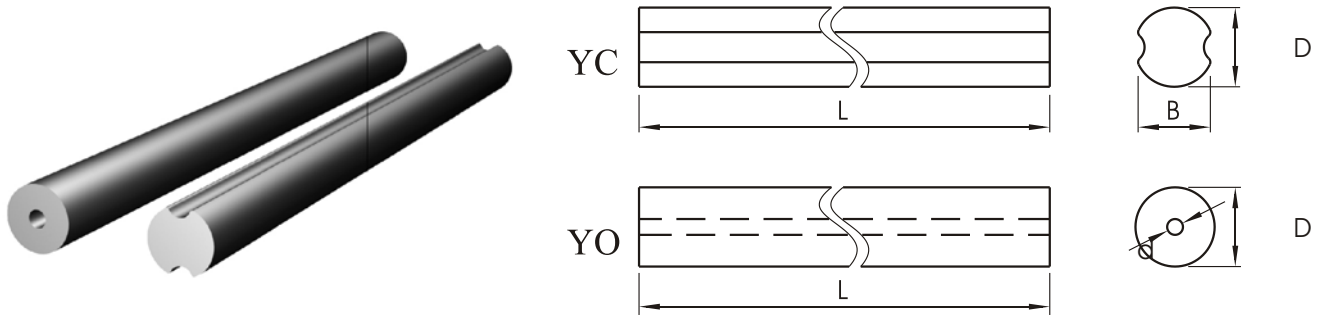
(MATERIALS): R2KF, P2, P3

Dimensions & Effective parameter



CORES TYPE	Dimensions(mm)			Weight (g)
	A	B	C	
FBP-150×25×25	150.0±0.3	25.0±0.2	25.0±0.2	440
FBP-150×15×30	150.0±0.3	15.0±0.2	30.0±0.2	317
FBP-110×15×35	110.0±0.3	15.0±0.2	30.0±0.2	232
FBP-100×15×30	100.0±0.3	15.0±0.2	30.0±0.2	211
FBP-60×30×5	60.0±1.5	30.75±0.75	5.0±1.5	42
FBP-60×30×6.5	60.0±1.5	30.75±0.75	6.75±0.25	55
FBP-60×30×5.75	60.0±1.5	30.75±0.75	6.75±0.25	49
FBP-60×15×4.6	60.0±1.5	15.0±0.3	4.6±0.3	20
FBP-60×15×4.9	60.0±1.5	15.0±0.3	4.9±0.3	21

YC & YO TYPE WELDING ROD CORES



(MATERIALS): R2KW Curie Temperature $\geq 280^{\circ}\text{C}$

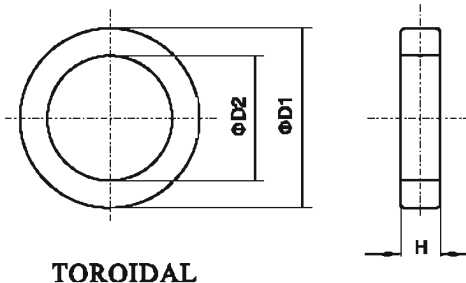

YC TYPE CORES Dimensions

CORES TYPE	D	L	B	CORES TYPE	D	L	B	CORES TYPE	D	L	B
YC5 100	5 0.4	100 5	3.5	YC20 140	20 0.7	140 5	17	YC11 200	11 0.6	200 7	8.5
YC6 100	6 0.4	100 5	4.5	YC22 140	22 0.8	140 5	19	YC12 200	12 0.6	200 7	9
YC8 120	8 0.5	120 5	6	YC24 140	24 0.8	140 5	21	YC13 200	13 0.6	200 7	10
YC8 140	8 0.5	140 5	6	YC25 140	25 0.8	140 5	22	YC14 200	14 0.6	200 7	11
YC10 100	10 0.5	100 5	8	YC28 140	28 0.9	140 5	25	YC15 200	15 0.7	200 7	12
YC10 120	10 0.5	120 5	8	YC30 140	30 0.9	140 5	27	YC16 200	16 0.7	200 7	13
YC10 140	10 0.5	140 5	8	YC32 140	32 1.1	140 5	29	YC17 200	17 0.7	200 7	14
YC13 100	13 0.5	100 5	0	YC35 140	35 1.1	140 5	32	YC18 200	18 0.7	200 7	15
YC13 140	13 0.6	140 5	0	YC6 200	6 0.5	200 7	4	YC20 200	20 0.7	200 7	17
YC12 140	12 0.6	140 5	9	YC7 200	7 0.5	200 7	5	YC21 200	21 0.8	200 7	18
YC14 140	14 0.6	140 5	11.5	YC8 200	8 0.5	200 7	6	YC22 200	22 0.8	200 7	19
YC15 140	15 0.7	140 5	12	YC9 200	9 0.5	200 7	7	YC24 200	24 0.8	200 7	21
YC16 140	16 0.7	140 5	13	YC10 200	10 0.5	200 7	8	YC25 200	25 0.8	200 7	22
YC17 140	17 0.7	140 5	14	YC10 160	10 0.5	160 5	8	YC30 200	30 0.9	200 7	27
YC18 140	18 0.7	140 5	15	YC10 180	10 0.5	180 5	8	YC32 160	32 1.0	200 7	29

YO TYPE CORES Dimensions

CORES TYPE	D	d	L	CORES TYPE	D	d	L	CORES TYPE	D	d	L
YO12 3 140	12 0.6	3 0.5	140 5	YO20 6 200	20 0.7	6 0.7	200 5	YO40 15 120	40 1.5	15 0.7	120 5
YO13 3 140	13 0.6	3 0.5	140 5	YO22 6 200	22 0.8	6 0.7	200 5	YO45 20 160	45 1.5	20 0.8	160 6
YO13.5 3 140	13.5 0.6	3 0.5	140 5	YO24 6 200	24 0.8	6 0.7	200 5	YO50 20 120	50 1.5	20 0.8	120 5
YO14 3 140	14 0.6	3 0.5	140 5	YO25 6 200	25 0.9	6 0.7	200 5	YO60 25 200	60 1.5	25 0.9	200 7
YO15 4 140	15 0.7	4 0.5	140 5	YO28 9 200	28 0.9	9 1.0	200 5	YO60 33 150	60 1.5	33 1.5	150 6
YO16 4 140	16 0.7	4 0.5	140 5	YO30 9 200	30 0.9	9 1.0	200 5	YO80 33 210	80 1.5	33 1.5	210 7
YO17 4 140	17 0.7	4 0.5	140 5	YO32 10 200	32 1.0	10 1.0	200 5	YO100 50 200	100 1.5	50 1.5	200 7
YO18 4 140	18 0.7	4 0.5	140 5	YO35 10 200	35 1.2	10 1.0	200 5				

TOROIDAL CORES



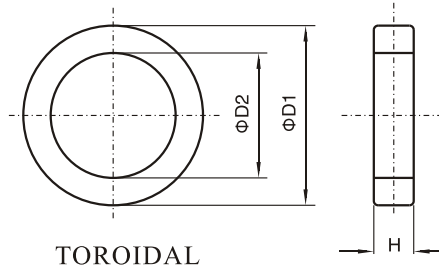
TOROIDAL

(MATERIALS):H10K, H8K, H6K, H5K, P1, P2, P3
 Dimensions & Effective parameter

H6K **T4 x 2 x 1** **C/P**
 Material Core Size OD×ID×HT Coating
 C=Epoxy P=Parylene

CORES TYPE	Dimensions(mm)			Effective parameter			AL value				
	ØD1	ØD2	H	Ae(mm ²)	Le(mm)	Ve(mm ³)	P3	H6K	H8K	H10K	Weight (g)
T2.54×1.27×1.27	2.54±0.2	1.27±0.15	1.27±0.25	0.075	5.531	4.268	440±20%	880±20%	1320±20%	1761±20%	0.03
T3.05×1.27×1.27	3.05±0.25	1.27±0.15	1.27±0.15	1.037	5.99	6.211	570±20%	1112±20%	1668±20%	2224±20%	0.04
T3.05×1.78×1.52	3.05±0.25	1.78±0.20	1.52±0.15	0.945	7.226	6.826	420±20%	821±20%	1232±20%	1643±20%	0.05
T3.05×1.78×1.27	3.05±0.25	1.78±0.20	1.27±0.15	1.035	7.226	5.688	320±20%	685±20%	1027±20%	1369±20%	0.04
T3.5×1.78×1.78	3.50±0.25	1.78±0.20	1.78±0.20	1.433	7.62	10.919	570±20%	1168±20%	1752±20%	2336±20%	0.05
T3.94×2.24×1.27	3.94±0.3	2.24±0.2	1.27±0.15	1.052	9.196	9.677	360±20%	719±20%	1078±20%	1438±20%	0.05
T3.94×2.24×2.54	3.94±0.3	2.24±0.2	2.54±0.2	2.105	9.196	19.353	720±20%	1438±20%	2157±20%	2876±20%	0.10
T3.94×1.78×1.78	3.94±0.3	1.78±0.2	1.78±0.2	1.822	8.09	14.75	680±20%	1413±20%	2120±20%	2827±20%	0.05
T4×2×1	4.0±0.3	2.0±0.2	1.0±0.1	1.0	9.06	9.06	330±20%	690±20%	970±20%	1400±20%	0.06
T4×2×2	4.0±0.3	2.0±0.2	2.0±0.1	1.3	9.06	11.8	430±20%	900±20%	1260±20%	1800±20%	0.09
T5×3×2	5.0±0.3	3.0±0.3	2.0±0.2	2.0	12.3	24.6	470±20%	1000±20%	1400±20%	2000±20%	0.14
T6×3×2	6.0±0.3	3.0±0.3	2.0±0.2	3.0	14.1	42.4	660±20%	1400±20%	1950±20%	2800±20%	0.21
T6×3×3	6.0±0.3	3.0±0.3	3.0±0.3	6.0	14.1	84.6	1000±20%	2800±20%	3900±20%	5600±20%	0.32
T8×4×3	8.0±0.3	4.0±0.3	3.0±0.2	4.5	20.4	91.9	1030±20%	2070±20%	2910±20%	4150±20%	0.56
T9×5×3	9.0±0.3	5.0±0.3	3.0±0.2	6.1	22.0	134	850±20%	1800±20%	2500±20%	3500±20%	0.60
T10×6×3	10.0±0.3	6.0±0.3	3.0±0.2	6.1	25.1	153	740±20%	1550±20%	2150±20%	3050±20%	0.90
T10×6×5	10.0±0.31	6.0±0.3	5.0±0.3	10.2	25.1	256	1200±20%	2600±20%	3600±20%	5100±20%	1.27
T12×6×4	12.0±0.4	6.0±0.3	4.0±0.2	12.0	27.2	326	1300±20%	2800±20%	3900±20%	5600±20%	1.51
T12.7×7.8×5	12.7±0.4	7.8±0.3	5.0±0.3	14.7	31.6	464	1200±20%	2400±20%	3400±20%	4900±20%	1.75
T12.7×7.14×4.77	12.7±0.4	7.14±0.3	4.77±0.3	12.9	29.5	381	1300±20%	2750±20%	3850±20%	5500±20%	1.90
T12.7×7.14×6.35	12.7±0.4	7.14±0.3	6.35±0.3	17.2	29.5	507	1800±20%	3700±20%	5100±20%	7300±20%	2.70
T12.7×7.92×6.35	12.7±0.4	7.92±0.3	6.35±0.3	14.9	31.2	465	1440±20%	3000±20%	4200±20%	6000±20%	2.16
T14×8×7	14.0±0.4	8.0±0.3	7.0±0.3	20.5	32.8	671	1900±20%	3900±20%	5500±20%	7800±20%	3.75
T14×9×5	14.0±0.4	9.0±0.3	5.0±0.3	12.5	36	452	1060±20%	2200±20%	3100±20%	4400±20%	2.27
T16×8×5	16.0±0.4	8.0±0.3	5.0±0.3	20.0	36.2	724	1660±20%	3500±20%	4850±20%	6900±20%	3.55
T16×9.5×5	16.0±0.4	9.5±0.3	5.0±0.3	16.3	40	653	1250±20%	2600±20%	3650±20%	5200±20%	3.12
T16×12×8	16.0±0.3	12.0±0.3	8.0±0.3	15.9	43.4	689	1100±20%	2300±20%	3200±20%	4600±20%	3.35
T16×9.5×8	16.0±0.4	9.5±0.3	8.0±0.3	26.0	39.2	1019	2000±20%	4200±20%	5850±20%	8350±20%	3.95
T16×8×8	16.0±0.4	8.0±0.3	8.0±0.3	32.0	36.2	1158	2700±20%	5500±20%	7750±20%	11100±20%	4.85

TOROIDAL CORES



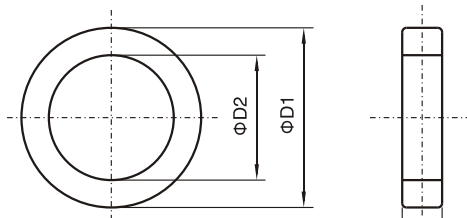
TOROIDAL

(MATERIALS):H10K, H8K, H6K, H5K, P1, P2, P3
 Dimensions & Effective parameter

H6K Material
T4 × 2 × 1 Core Size OD×ID×HT
C/P Coating
 C=Epoxy
 P=Parlylene

CORES TYPE	Dimensions(mm)			Effective parameter			AL value				
	ØD1	ØD2	H	Ae(mm ²)	Le(mm)	Ve(mm ³)	P3	H6K	H8K	H10K	Weight(g)
T17×10×8	17.0±0.4	10.0±0.3	8.0±0.3	28.0	41.4	1159	1200±20%	4200±20%	5900±20%	8500±20%	5.35
T17×10×6.35	17.0±0.4	10.0±0.3	6.35±0.3	22.2	41.4	919	940±20%	3400±20%	4700±20%	6700±20%	4.88
T17.5×12×8	17.5±0.4	12.0±0.3	8.0±0.3	22.0	45.8	1008	1450±20%	3000±20%	4200±20%	6050±20%	4.50
T17.5×9.5×8	17.5±0.4	9.5±0.3	8.0±0.3	32	42	1357	2350±20%	4900±20%	6850±20%	9800±20%	6.15
T18×10×10	18.0±0.3	10.0±0.3	10.0±0.3	38.9	41.5	1610	2800±20%	5900±20%	8200±20%	11800±20%	8.77
T18 10 6.35	18.0 0.4	10.0 0.3	6.35 0.3	24.7	41.5	1020	1800 20%	3750 20%	5200 20%	7500 20%	6.10
T18 10 8	18.0 0.4	10.0 0.3	8.0 0.3	31.1	41.5	1290	2300 20%	4700 20%	6600 20%	9400 20%	6.55
T18 10 12.7	18.0 0.4	10.0 0.3	12.7 0.3	49.4	41.5	2040	3600 20%	7500 20%	10500 20%	14900 20%	9.25
T20 10 10	20.0 0.4	10.0±0.3	10.0±0.3	48	48.1	2092	2200±20%	660 20%	9250 20%	14000 20%	10.20
T20 12 6.35	20.0 0.4	12.0 0.4	6.35 0.3	24.8	48.1	1190	1500 20%	3250 20%	4550 20%	6500 20%	5.80
T20 12 8	20.0 0.4	12.0 0.4	8.0 0.3	31.3	48.1	1505	2000 20%	4100 20%	5700 20%	8200 20%	7.60
T20 12 10	20.0 0.4	12.0 0.4	10.0 0.3	39.1	48.1	1880	2450 20%	5100 20%	7150 20%	10200 20%	9.50
T20 12 12.7	20.0 0.4	12.0 0.4	12.7 0.4	49.7	48.1	2390	3100 20%	6500 20%	9100 20%	13000 20%	11.52
T21.5 13.5 6.35	21.45 0.4	13.55 0.4	6.35 0.3	24.7	53.1	1310	1400 20%	2900 20%	4100 20%	5800 20%	6.32
T22.1 13.7 6.4	22.1 0.4	13.7 0.4	6.4 0.3	26.4	54.1	1430	1500 20%	3050 20%	4300 20%	6100 20%	6.82
T22 14 6.5	22.0 0.4	14.0 0.4	6.5 0.3	25.6	54.7	1400	1400 20%	2950 20%	4100 20%	5900 20%	6.82
T22 14 8	22.0 0.4	14.0 0.4	8.0 0.3	31.4	54.7	1720	1700 20%	3600 20%	5050 20%	7200 20%	8.72
T22 14 10	22.0 0.4	14.0 0.4	10.0 0.3	39.3	54.7	2150	2250 20%	4500 20%	6300 20%	9000 20%	10.84
T22 13.7 6.35	22.0 0.4	13.7 0.4	6.35 0.3	26.2	54.0	1410	1400 20%	3000 20%	4200 20%	6000 20%	6.82
T22.1 13.7 12.7	22.0 0.4	13.7 0.4	12.7 0.4	52.8	54.1	2860	2900 20%	6100 20%	8500 20%	12000 20%	13.50
T25 15 8	25.0 0.4	15.0 0.4	8.0 0.3	39.1	60.2	2350	2000 20%	4100 20%	5700 20%	8200 20%	12.40
T25 15 10	25.0 0.4	15.0 0.4	10.0 0.3	48.9	60.2	2940	2500 20%	5100 20%	7150 20%	10200 20%	15.20
T25 15 13	25.0 0.4	15.0 0.4	13.0 0.3	63.6	60.2	3830	3200 20%	6650 20%	9300 20%	13300 20%	20.00
T25 15 15	25.0 0.4	15.0 0.4	15.0 0.4	73.4	60.2	4420	3700 20%	7650 20%	10700 20%	15300 20%	23.30
T25.4 12.7 9.35	25.4 0.4	12.7 0.4	9.35 0.3	58.1	55.3	3210	3100 20%	6500 20%	9100 20%	13000 20%	21.50
T25 15 12	25.4 0.4	15.0 0.4	12.0 0.4	58.7	60.2	3530	3000 20%	6100 20%	8600 20%	12000 20%	18.80
T25 15 12.7	25.4 0.4	15.0 0.4	12.7 0.4	62.1	60.2	3740	3150 20%	6500 20%	9100 20%	13000 20%	19.50
T26 14.5 15	26.0±0.4	14.5±0.4	15±0.4	83.8	60.5	5042	2800±20%	8250 20%	11500 20%	17500 20%	24.50
T28 16 8	28.0 0.4	16.0 0.4	8.0 0.3	48.1	65.6	3155	2100 20%	4500 20%	6300 20%	8950 20%	15.20
T28 16 10	28.0 0.4	16.0 0.4	10.0 0.3	60.1	65.6	3942	2700 20%	5600 20%	7800 20%	11000 20%	19.20
T28 16 13	28.0 0.4	16.0 0.4	13.0 0.3	76.0	65.6	4990	3500 20%	7300 20%	10200 20%	14500 20%	24.50

TOROIDAL CORES



TOROIDAL

(MATERIALS):H10K, H8K, H6K, H5K, P1, P2, P3
 Dimensions & Effective parameter

H6K **T4 × 2 × 1** **C/P**
 Material Core Size OD×ID×HT Coating
 C=Epoxy P=Parylene

CORES TYPE	Dimensions(mm)			Effective parameter			AL value				
	ØD1	ØD2	H	Ae(mm ²)	Le(mm)	Ve(mm ³)	P3	H6K	H8K	H10K	Weight (g)
T28 16 6.35	28.0 0.4	16.0 0.4	6.35 0.3	38.2	65.6	2506	1700 20%	3600 20%	5000 20%	7100 20%	11.8
T29 19 15	29.0 0.5	19.0 0.4	15.0 0.3	74.9	73.2	5481	3100 20%	6100 20%	8500 20%	12800 20%	27.5
T31 19 8	31.0 0.5	19.0 0.5	8.0 0.3	47.1	75.5	3550	1900 20%	3900 20%	5500 20%	7800 20%	18.2
T31×19×13	31.0±0.5	19.0±0.5	13.0±0.4	76.5	75.5	3770	3100±20%	6400±20%	8900±20%	12700±20%	29.0
T31×19×15	31.0±0.5	19.0±0.5	15.0±0.4	88.2	75.5	6660	2100±20%	6900±20%	9700±20%	14500±20%	33.4
T36×23×15	36.0±0.5	23.0±0.5	15.0±0.4	112	93.8	10500	3200±20%	7600±20%	10600±20%	15200±20%	41.4
T38×19×13	38.0±0.5	19.0±0.5	13.0±0.5	118.7	82.7	9820	3100±20%	8500±20%	12000±20%	18500±20%	51.8
T38×22×13	38.5±0.5	19.0±0.5	13.0±0.4	123	86.1	10590	3200±20%	9000±20%	11000±20%	15800±20%	50.8
T40×24×16	40.0±0.5	24.0±0.5	16.0±0.4	125	96.3	12100	3900±20%	8200±20%	11400±20%	16400±20%	58.2
T46×31×12	46.0±0.5	31.0±0.5	12.0±0.4	93	114	10600	2500±20%	5100±20%	7200±20%	10300±20%	50.8
T48×30×15	48.0±0.5	30.0±0.5	15.0±0.4	133	118	15700	3400±20%	7050±20%	9900±20%	14000±20%	75.4
T49×31.8×16	49.0±0.6	31.8±0.6	16.0±0.6	135	123	16622	3800±20%	7600±20%	9300±20%	14800±20%	74.6
T49×34×16	49.0±0.6	33.8±0.5	16.0±0.4	120	127.2	15264	4300±20%	5800±20%	9300±20%	14800±20%	73.2
T50×25×20	50.0±0.8	25.0±0.5	20.0±0.5	240	109	26200	6360±20%	13000±20%	19000±20%	28000±20%	125.0
T50×30×19	50.0±0.8	30.0±0.7	19.0±0.5	186	120	22400	4200±20%	9000±20%	12800±20%	19000±20%	107.0
T50×35×20	50±0.8	35±0.7	20±0.5	148	131	19403	2670±20%	6800±20%	9500±20%	14500±20%	93.0
T50.8×31.8×19.1	50.8±0.5	31.8±0.5	19.1±0.5	178	125	22300	4300±20%	8950±20%	12500±20%	18000±20%	107.0
T60×38×12	60.0±1.5	38.0±1.0	12.0±0.5	111	155	18840	2350±20%	4850±20%	6800±20%	9750±20%	93.0
T60×38×20	60.0±1.5	38.0±1.0	20.0±0.5	185	155	28700	3900±20%	8100±20%	11300±20%	16000±20%	137.7
T63×38×25	63±1.5	38.0±1.0	25±0.7	304	152	46200	4024±20%	8140±20%	11500±20%	16280±20%	221.0
T68×44×15	68.0±1.5	44±1.0	15±0.7	175	171	29925	2953±20%	6210±20%	9750±20%	14200±20%	143.0
T74×39×13	74±1.5	38.9±1.0	12.7±0.7	214	165	35310	4024±20%	8140±20%	12200±20%	16280±20%	177.0
T79×50×26.5	79±1.5	50±1	26.5±0.7	377.6	196	73913	4725±20%	10800±20%	15200±20%	23000±20%	355.0
T85.7×55.5×12.7	85.7±1.5	55.5±1.0	12.7±0.7	189	215	40635	2726±20%	5520±20%	7820±20%	11040±20%	203.0
T100×50×20	100±1.2	50.0±0.9	20.0±0.4	500.0	235.5	117750	5336±20%	13340±20%	18210±20%	26680±20%	565.0
T120×60×20	120±1.4	60.0±1.0	20.0±0.4	600.0	282.6	169560	5020±20%	1140±20%	1560±20%	19270±20%	815.0
T124×60×40	124±1.8	60±1.5	40±0.8	1202	260	312684	11136±20%	27840±20%	39310±20%	55680±20%	1490.0
T140×65×20	140±1.8	65±1.5	20±0.8	718.2	294	211292	5856±20%	14640±20%	21350±20%	29280±20%	1013.0
T150×110×27	150±2.0	110±2.0	27±1.0	535.9	402.1	215500	3324±20%	8312±20%	11420±20%	16624±20%	1058.0

索样单 SAMPLE REQUEST

TO: SHANNXI SHINHOM ENTERPRISE Co.,LTD
邮: 陕西信鸿磁业科技有限公司

传真 (Fax) +86-29-87851840
电邮 (Email) shinhom@globaisources.com sale@shinhomtech.com

请惠寄信鸿磁业科技有限公司产品样品, 有关资讯如下:
Please send us SHINHOM product samples, information as follow:

公司名称 (Company Name) _____

联系人 (Contact Person) _____ 联系电话 (Telephone) _____

传真 (Fax) _____

网页 (Web Page) _____ 电子邮箱 (Email) _____

通信地址 (Address) _____

信鸿磁业产品目录 _____ 本, 收件人为: _____ Please Send SHINHOM catalogue _____ pieces.

Send To:

工程开发部 (R&D Dept.) _____ 先生/小姐 (Mr. / Ms) _____

资材采购部 (Purchase Dept.) _____ 先生/小姐 (Mr. / Ms) _____

部 (Dept.) _____ 先生/小姐 (Mr. / Ms) _____

产品用途 (Application of the products)

样品用途 (Sample) 新设计 (New Design) 现有产品 (Second Source)
 技术评估 (Engineering Evaluation) 其它 (Other)

产品型号 (Type) _____

材料 (Material) _____ 月用量 (Monthly Quantity) _____ 样品数量 (Quantity) _____

测试频率 (Test Frequency) _____ 工作温度 (Working Temperature) _____

磁芯 (Core) _____ 磁环 (Toroidal Core) _____

μ_i (初始磁导率) _____ μ_i (初始磁导率) _____

AL (电感系数) _____ AL (电感系数) _____

Bs (饱和磁通密度) _____ Tc (居里温度) _____

Tc (居里温度) _____ 表面涂覆 (Coating)

Pc (功率损耗) _____ (Epoxy Coating)

(Parylene Coating)

Hc (矫顽力) _____

Air gap (气隙) _____

Dimension (外型尺寸) _____

Other Requirements (其它要求) _____

Call us for all of your custom designed magnetic needs!

Magnetic components Catalogue List

- 1.SMD power inductors & Coils
- 2.LAN Transformers & Filter modules
- 3.Mn–Zn Ferrite cores
- 4.Ni–Zn Ferrite cores
- 5.Iron powder cores
- 6.Leaded Inductors & Chokes
- 7.Muti–layer Chip Inductor / Beads
- 8.Telecom Transformer & Switching power Transformer

Custom designed Magnetics

Ferrite core, Magnet, Inductor, Choke Coils, Power, Coupling, Isolation and drive Transformers can be tailored to meet each Unique system requirement.

- ◇ Custom MnZn Ferrite cores • NiZn Ferrite cores • Ferrite Magnetic
- ◇ Custom through–hole Inductors • Choke Coils
- ◇ Common Mode Chokes • Power Inductor
- ◇ Surface mount power Inductors • Shielded and un–Shielded
- ◇ Vertical / Horizontal Base mount Toroid coils • EMI Filters
- ◇ Common mode Chokes
- ◇ Line Filter Chokes • Data Line Filter modules • Modem Transformers
- ◇ LAN Transformers and Filter Modules • ADSL Transformers

NEED DESIGN ASSISTANCE? CALL: +86-29-87851838

Fax: +86-29-87851840 E-mail: sale@shinhomtech.com