

HDSCS CAN Bus Y-Connector and 120Ω Resistor

Reliability and performance of connectors are key for CAN signal communication systems in vehicles and machinery on the farm, construction sites, and on- and off-road. You can rely on the new CAN Bus Y-connectors and 120Ω terminators provided by TE Connectivity (TE) to maintain connectivity in extreme conditions. Our high-performance MCP gold-plated contacts enable accurate signal transfer in harsh environments and high vibration, and the seal design ensures waterproof grade IP67 protection, with additional backshell reaching IP6K9K. Plus, two codings—“ABC” and “AAA”—give you versatility in your design.


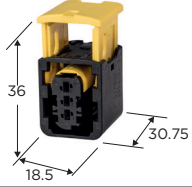
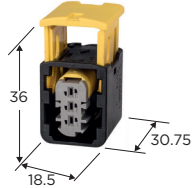
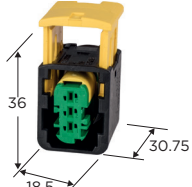

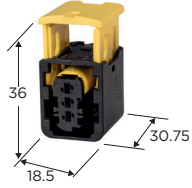
Part of our heavy duty sealed connector series (HDSCS), the connector and terminator meet CAN Bus protocol specifications according to SAE J1939 standard, and are fully compatible with our HDSCS accessories such as the HDSCS 3-pin plug and its backshell or dust cap.

Product Features

- Protection Level: IP67 & IP6K9K
- Temperature range: -40°C – 140°C
- Flame retardant to UL94 V0

- Product specifications: 108-101414/108-94020/108-101663
- Application specifications: 114-18756

Y-Connector and its matching end part number:

Part Number	Description	Model	Color	Image	Mating Side PN	Description	Color	Image	Quantity
2278730-1	Y-Connector ABC Coding	ABC	Black		1-1418448-1	HDSCS 3-pin Plug Coding A	Black		1
					2-1418448-1	HDSCS 3-pin Plug Coding B	Gray		1
					3-1418448-1	HDSCS 3-pin Plug Coding C	Green		1
2278730-2	Y-Connector AAA Coding	AAA	Black		1-1418448-1	HDSCS 3-pin Plug Coding A	Black		3

Terminal Resistor PN:

Part Number	Description	Color	Resistance (Ω)	Image
2306960-1	120Ω Plug Terminator Resistor Code -X	White	120	

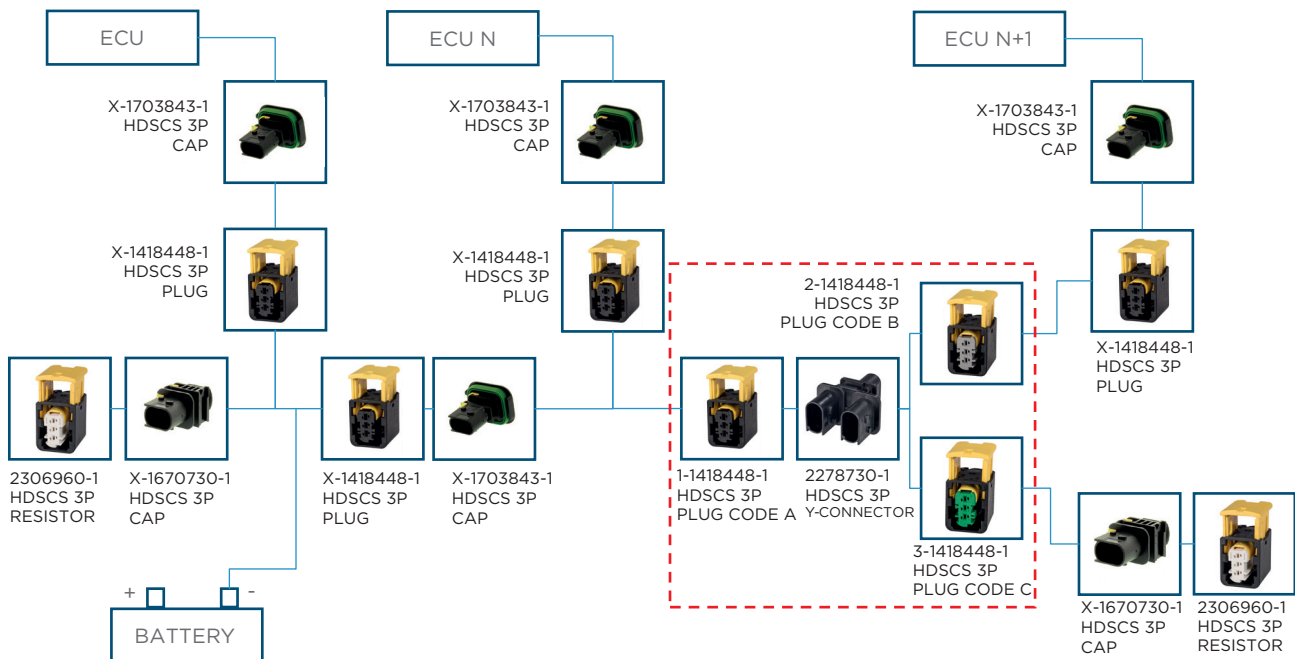
Tab housing PN:

Part Number	Description
X-1703843-1	HDSCS 3P Flange Mounting Tab Housing
X-1670730-1	HDSCS 3P Free hanging Tab Housing

Plug Contact & Accessory PN

Part Number	Description	Product Features	Adaptation range
1564324-2	MCP 1.5K Gold-plated Receptacle Terminal	Wire size 0.22-0.35mm ²	Wire insulation diameter 1.1-1.4mm
1241380-2		Wire size 0.5-1.0mm ²	Wire insulation diameter 1.4-2.1mm
1418884-2		Wire size 1.0-1.5mm ²	Wire insulation diameter 2.2-2.4mm
969028-3	MCP 1.5K Gold-plated Tab Terminal	Wire size 0.2-0.5mm ²	Wire insulation diameter 1.2-1.6mm
964269-3		Wire size 0.5-1.0mm ²	Wire insulation diameter 1.4-2.1mm
1703278-3		Wire size 1.5mm ²	Wire insulation diameter 1.9-2.4mm
1718705-1	Single Wire Seal	Green	Wire insulation diameter 0.9-1.2mm
964971-1		Red	Wire insulation diameter 1.2-1.6mm
1394133-1		Blue	Wire insulation diameter 1.2-1.6mm
963530-1		Gray	Wire insulation diameter 1.4-1.9mm
964972-1		Yellow	Wire insulation diameter 1.9-2.1mm
963531-1	Blind Plug	White	Cavity diameter 3.6 mm
1394132-1		Natural Color	Cavity diameter 3.6 mm
1670365-1	Backshell	Style 180°	Tube size 8.5mm
1670150-1		Style 90°	Tube size 8.5mm
2112299-1	Dust Cap	Receptacle Blind Cap	For HDSCS 3-way plug
2112289-1		Plug Blind Cap	For HDSCS 3-way receptacle
1703838-6	Fixing Slides (for Flange tab housing mounting)	Gray	Panel thickness 3.5mm
1703838-1		Yellow	Panel thickness 3.0mm
1703838-2		Red	Panel thickness 2.5mm

SAE J 1939 CAN-Bus Network Architecture:



Note: X=1,2,3,4 represents the four available keyways (A,B,C,D). Please select the suitable one with your order.

TE Connectivity China Product Hotline:
400-820-6015

www.te.com.cn/ict

Contact us: ladd.china@te.com

While TE Connectivity has made every reasonable effort to ensure the accuracy of the information in this brochure, TE does not guarantee that it is error-free, nor does TE make any other representation, warranty or guarantee that the information is accurate, correct, reliable or current. TE reserves the right to make any adjustments to the information contained herein at any time without notice. TE expressly disclaims all implied warranties regarding the information contained herein, including, but not limited to, any implied warranties of merchantability or fitness for a particular purpose. The dimensions in this catalog are for reference purposes only and are subject to change without notice. Specifications are subject to change without notice. Consult TE for the latest dimensions and design specifications.
TE Connectivity, TE connectivity (logo) and TE (logo) are trademarks.
© 2018 TE Connectivity All Rights Reserved.