

Data sheet

Commercial Art.No.: 46.032.4551.4

Connector RST16i3/2S S1 ZT4S L BR

RST16i3/2 connector, 2 pole, male, screw connection, application ~50/-120V, 16A, for cable diameters 5.0-9.5mm, coding color signal brown, color of housing black



Commercial Art.No.	46.032.4551.4
EAN	4049088295935
Order Unit	1

Certificates / Approvals



Technical data

General

Rated current	16 A
Rated voltage	50 V / 120 V
Rated impulse voltage	4 kV
strain relief	yes
Pollution degree	3
Lockable	self-locking (unlocking by hand)
Color of coding/ contact carrier	signal brown
Marking of poles	1, 2
Color of housing inclusive strain relief	black

Connection Data

Cable diameter max.	9.5 mm
Cable diameter min.	5 mm
Connection cross section solid mm ² max.	2.5 mm ²
Connection cross section solid mm ² min.	0.25 mm ²
Connection cross section fine stranded mm ² max.	2.5 mm ²
Connection cross section fine stranded mm ² min.	0.25 mm ²
Terminations per pole	1
sheath strip length	25 mm
Wire strip length	8 mm

Model

Model	male
Connection type	screw connection

Degree of protection (IP)	IP66/68 (3m;2h) /IP69
---------------------------	-----------------------

Material

Housing material	Polyamide
halogen free	yes
Contact material	CuZn
Fire load	0.133 kWh
Insulation components continuous temperature	100 °C
Surface finish	Silver-plated

Dimensions

Length	64 mm
Width	19.9 mm
Height	19.9 mm

Classification

ECLASS 11	
ECLASS 8.1	27440605
ETIM 7.0	EC002560
ETIM 6.0	EC002560
ETIM 5.0	EC002560
ETIM 4.0	EC002560

Note

Note	RST® terminals with screw clamping allow the connection of conductors without special preparation (without ferrules) according to EN 60999-1.
------	---

Product compliance

ROHS conformity status	Compliant/Exempted
ROHS exceptions	III-6(c)
REACH-SVHC conformity status	Duty-To-Declare
REACH-SVHC substances	Lead
REACH-SVHC CAS numbers	7439-92-1

Fits with

Commercial Art.No.:	Article-type description:	Description:
46.031.5051.4	Device connector RST16i3/2S B1 M02 L BR	RST16i3/2 device connector M16, 2 pole, female, screw connection, application ~50/-120V, 16A, coding color signal brown
46.422.1002.4	Cable assembly RST16i2KSBS 15P L10BR	RST16i3/2 extension cable, female - male, 2 pole, assembled with screw connection, application ~50/-120V, 16A, cable type H05VV-F, length 1.0m, cross section 1.5mm ² , coding color signal brown
46.030.0151.4	Distributor RST16i2B 3P1 FGVGL BR	RST16i3/2 compact distribution unit, 2 pole, application ~50/-120V, 16 A, 1 input and 3 outputs, fastening option, coding color signal brown, color of housing black
46.031.4551.4	Connector RST16i3/2S B1 ZT4S L BR	RST16i3/2 connector, 2 pole, female, screw connection, application ~50/-120V, 16A, for cable diameters 5.0-9.5mm, coding color signal brown, color of housing black

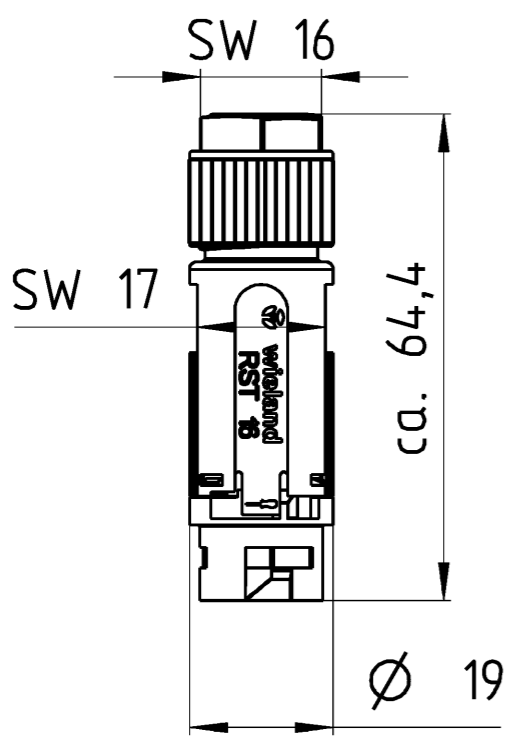
46.030.1354.4	Distributor RST16I2V 2R1 TGVGL BR	RST16i3/2 distribution block for series connection, 2 pole, application ~50/-120V, 16 A, 1 input and 2 outputs, fastening option with separate mounting plate, coding color signal brown
46.030.1251.4	Distributor RST 16I2V 2P1 TGVGL BR	RST16i3/2 distribution block, 2 pole, application ~50/-120V, 16 A, 1 input and 2 outputs, fastening option with separate mounting plate, coding color signal brown

A
 Weitergabe sowie Vervielfältigung dieses Dokuments, Verwertung und Mitteilung seines Inhalts sind verboten, soweit nicht ausdrücklich gestattet.
 The reproduction, distribution and utilization of this document as well as the communication of its contents to others without express authorization is prohibited.

B
 These dimensions will be especially checked at delivery
 Only inspection dimensions
 With /E marked dimensions are only valid for internal use

C
 Diese Maße werden bei Abnahme besonders geprüft
 Ausschließlich Prüfmaße
 Mit /E gekennzeichnete Maße sind nur für interne Zwecke gültig

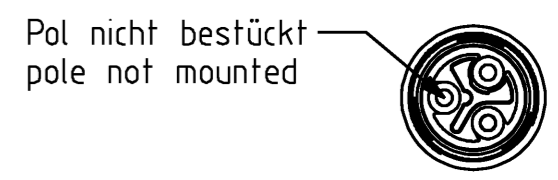
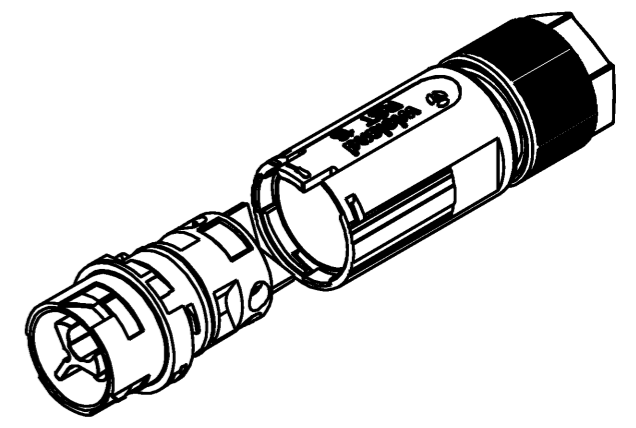
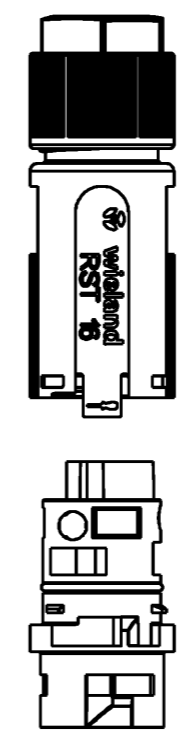
F



Kodierung/
Coding

-  C1
-  C2
-  C3
-  C4
-  C5

Auslieferungszustand/
delivery condition



46.032.4551.6	RST1613 S S1 ZT4S A TB	C5	türkisblau /turquoise blue
46.032.4554.9	RST1613 S S1 ZT4S H BL	C4	lichtblau /light blue
46.032.4551.4	RST1613 S S1 ZT4S L BR	C3	signalbraun /signal brown
46.032.4556.7	RST1613 S S1 ZT4S GN	C2	laubgrün /leaf green
46.032.4554.1	RST1613 S S1 ZT4 SW	C1	schwarz /black
46.032.4554.0	RST1613 S S1 ZT4 GL	C1	lichtgrau /light grey
Bestellnummer Order number	Type	Kodierung Coding	
Weitere Daten siehe KATALOG oder eKatalog. Additional data see CATALOG or eCatalog		www.wieland-electric.com eshop.wieland-electric.com	

Tolerierung Size ISO 14405 (E) / Tolerance system Size ISO 14405 (E). (This ISO-standard describes the envelope principle. According to the envelope principle the deviations of form and parallelism are limited by the size tolerances).		ja/yes <input checked="" type="checkbox"/> Stoffverbots- und Deklarationsliste nach WN 5020.010 ist einzuhalten. Conformity with Wieland document WN 5020.010 e (list of prohibited / declarable hazardous substances) to be declared!	
Freitoleranz nach General tolerance		CAD - Zeichnung, keine manuellen Änderungen CAD - drawing, no manual modifications allowed	1. Verwendung: First Use:
Blatt: 1 von 1 Sheet: 1 of 1		Zeichnung Nr. / Drawing No.	
Werkstoff / Material		Tag/Date	Name
Maßstab / Scale		gezeichnet drawn	11.04.2016 Ritter
1:1		geprüft checked	
Vol. mm ³ Dfl./Srf. mm ²		Normgepr. Stand. check	
Ersatz für / Replacement for:		Maße in mm / Dimensions are in mm	
a 09.05.2019 / Index Datum / Blatt Date / Sheet		Type	
www.wieland-electric.com		Benennung/Title	
Änderung / Revision		STECKERTEIL mit Zugentlastung 2-polig female with strain relief 2-pole	