

Features

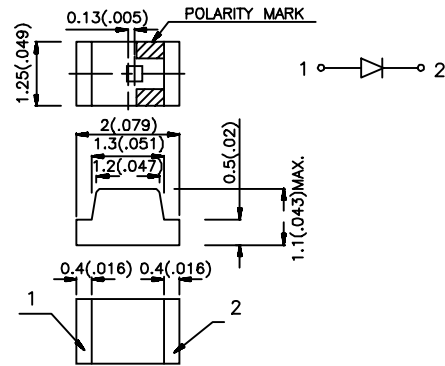
- 2.0mmx1.2mm SMT LED, 1.1mm THICKNESS.
- LOW POWER CONSUMPTION.
- WIDE VIEWING ANGLE.
- IDEAL FOR BACKLIGHT AND INDICATOR.
- VARIOUS COLORS AND LENS TYPES AVAILABLE.

AP2012MGCK MEGA GREEN

Package Dimensions

Description

The Mega Green source color devices are made with DH InGaAlP on GaAs substrate Light Emitting Diode.



Notes:

1. All dimensions are in millimeters (inches).
2. Tolerance is ± 0.1 (0.004") unless otherwise noted.
3. Lead spacing is measured where the lead emerge package.
4. Specifications are subjected to change without notice.

Selection Guide

Part No.	Dice	Lens Type	Iv (mcd) @ 20 mA		Viewing Angle
			Min.	Typ.	$\theta_{1/2}$
AP2012MGCK	MEGA GREEN (InGaAlP)	WATER CLEAR	10	30	120°

Note:

1. $\theta_{1/2}$ is the angle from optical centerline where the luminous intensity is 1/2 the optical centerline value.

Electrical / Optical Characteristics at $T_A=25^\circ\text{C}$

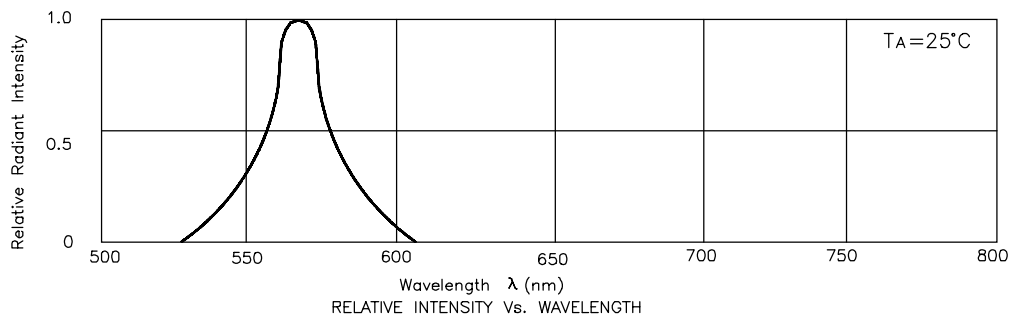
Symbol	Parameter	Device	Typ.	Max.	Units	Test Conditions
λ_{peak}	Peak Wavelength	Mega Green	565		nm	IF=20mA
$\Delta\lambda_{1/2}$	Spectral Line Halfwidth	Mega Green	25		nm	IF=20mA
C	Capacitance	Mega Green	20		pF	VF=0V;f=1MHz
V_F	Forward Voltage	Mega Green	2.25	2.5	V	IF=20mA
I_R	Reverse Current	All		10	μA	VR = 5V

Absolute Maximum Ratings at $T_A=25^\circ\text{C}$

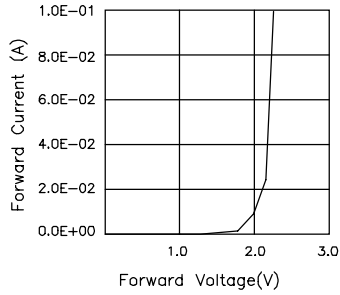
Parameter	Mega Green	Units
Power dissipation	105	mW
DC Forward Current	25	mA
Peak Forward Current [1]	200	mA
Reverse Voltage	5	V
Operating/Storage Temperature	-40°C To +85°C	

Note:

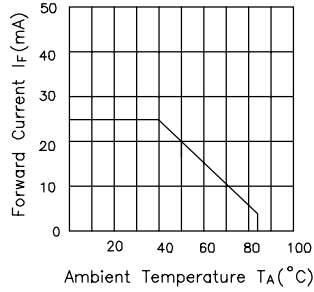
- 1/10 Duty Cycle, 0.1ms Pulse Width.



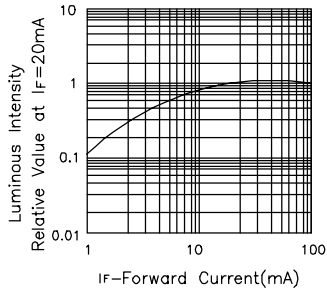
Mega Green AP2012MGCK



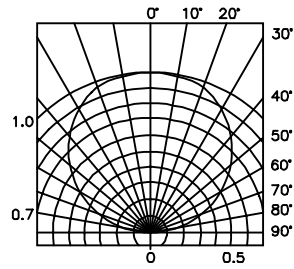
FORWARD CURRENT Vs. FORWARD VOLTAGE



FORWARD CURRENT DERATING CURVE

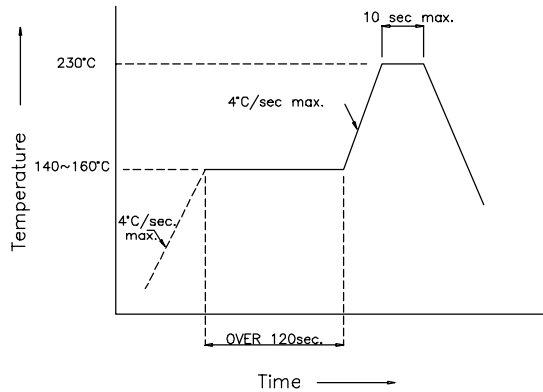


LUMINOUS INTENSITY Vs. FORWARD CURRENT



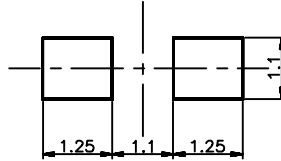
SPATIAL DISTRIBUTION

AP2012MGCK SMT Reflow Soldering Instructions



AP2012MGCK Recommended Soldering Pattern (Units : mm)

FOR REFLOW SOLDERING



AP2012MGCK Tape Specifications (Units : mm)

