





Aluminum Frame DC Fan


Model Type: 6010xxxx				
Dimension : 60 x 60 x 15 mm				
	Voltage	5V	12V	24V
			✓	✓
	Fan Speed	Low	Middle	High
		3600	4000	4400
	CFM	15.03	16.1	18.4
	Certificate	UL	CE	TUV
✓		✓	✓	
Bearing Type	Sleeve	1 Ball	2 Ball	
	✓	✓	✓	

Model Type: 6025xxxx				
Dimension : 60 x 60 x 25 mm				
	Voltage	5V	12V	24V
			✓	✓
	Fan Speed	Low	Middle	High
		4000	4500	5000
	CFM	21.5	23.72	26.5
	Certificate	UL	CE	TUV
		✓		
Bearing Type	Sleeve	1 Ball	2 Ball	
	✓	✓	✓	

Model Type: 7015xxxx				
Dimension : 70 x 70 x 15 mm				
	Voltage	5V	12V	24V
			✓	✓
	Fan Speed	Low	Middle	High
		3000	3500	4000
	CFM	25.62	27.96	32.45
	Certificate	UL	CE	TUV
		✓		
Bearing Type	Sleeve	1 Ball	2 Ball	
	✓	✓	✓	

Model Type: 8025xxxx				
Dimension : 80 x 80 x 25 mm				
	Voltage	5V	12V	24V
			✓	✓
	Fan Speed	Low	Middle	High
		2000	2500	3000
	CFM	24.81	32.4	37.27
	Certificate	UL	CE	TUV
		✓		
Bearing Type	Sleeve	1 Ball	2 Ball	
	✓	✓	✓	

Model Type: 9225xxxx				
Dimension : 92 x 92 x 25 mm				
	Voltage	5V	12V	24V
			✓	✓
	Fan Speed	Low	Middle	High
		1800	2200	2600
	CFM	32.12	40.9	49.98
	Certificate	UL	CE	TUV
		✓		
Bearing Type	Sleeve	1 Ball	2 Ball	
	✓	✓	✓	

Model Type: 12025xxxx				
Dimension : 120 x 120 x 25 mm				
	Voltage	5V	12V	24V
			✓	✓
	Fan Speed	Low	Middle	High
		1800	2000	2200
	CFM	71.09	79.14	84.76
	Certificate	UL	CE	TUV
		✓		
Bearing Type	Sleeve	1 Ball	2 Ball	
	✓	✓	✓	