


RATING AND CHARACTERISTICS

φ 7 mm

Part Number	Varistor Voltage V@1 mA		Maximum Allowable Voltage		Maximum Clamping Voltage	Withstanding Surge Current (8/20 μs)		Rated Wattage	Energy (10/1000 μs)	Certification (ref to page 12)
	DC (V)	Tolerance	ACrms (V)	DC (V)	V@10A (V)	1 Time (A)	2 Times (A)	(W)	(J)	
JVR07N180M65□△△	18	± 20%	11	14	• ¹⁾ 36	250	125	0.02	1.2	☆ ☆
JVR07N220L65□△△	22	± 15%	14	18	• 43				1.4	☆ ☆
JVR07N270K65□△△	27	± 10%	17	22	• 53				1.7	☆ ☆
JVR07N330K65□△△	33		20	26	• 65				2.2	☆ ☆
JVR07N390K65□△△	39		25	31	• 77				2.4	☆ ☆
JVR07N470K65□△△	47		30	38	• 93				3.0	☆ ☆
JVR07N560K65□△△	56		35	45	• 110				3.5	☆ ☆
JVR07N680K65□△△	68		40	56	• 135				4.3	☆ ☆
JVR07N820K65□△△	82		50	65	135				5.5	☆ ☆
JVR07N101K65□△△	100		60	85	165	7.0	☆ ☆			
JVR07N121K65□△△	120		75	100	200	8.0	☆ ☆			
JVR07N151K65□△△	150	95	125	250	11.0	☆ ☆				
JVR07N181K65□△△	180	115	150	300	13.0	☆ ☆				
JVR07N201K65□△△	200	130	170	340	14.3	★ ☆ ☆ ☆				
JVR07N221K65□△△	220	140	180	360	15.5	★ ☆ ☆ ☆				
JVR07N241K65□△△	240	150	200	395	16.8	★ ☆ ☆ ☆				
JVR07N271K65□△△	270	175	225	455	19.8	★ ☆ ☆ ☆				
JVR07N301K65□△△	300	195	250	505	21.0	★ ☆ ☆ ☆				
JVR07N331K65□△△	330	210	275	550	23.0	★ ☆ ☆ ☆				
JVR07N361K65□△△	360	230	300	595	26.0	★ ☆ ☆ ☆				
JVR07N391K65□△△	390	250	320	650	30.0	★ ☆ ☆ ☆				
JVR07N431K65□△△	430	275	350	710	33.0	★ ☆ ☆ ☆				
JVR07N471K65□△△	470	300	385	775	35.0	★ ☆ ☆ ☆				
JVR07N511K65□△△	510	320	418	842	37.0	★ ☆ ☆ ☆				
JVR07N561K65□△△	560	350	460	920	39.0	★ ☆ ☆ ☆				
JVR07N621K65□△△	620	385	505	1025	41.0	★ ☆ ☆ ☆				
JVR07N681K65□△△	680	420	560	1120	43.0	★ ☆ ☆ ☆				
JVR07N751K65□△△	750	460	615	1240	45.0	★ ☆ ☆ ☆				
JVR07N781K65□△△	780	485	640	1290	46.0	★ ☆ ☆ ☆				
JVR07N821K65□△△	820	510	670	1355	47.0	★ ☆ ☆ ☆				

1) The clamping voltage from 180M to 680K are tested with current 2.5A.

For application required ratings not shown, contact Joyin application engineering.

□ : Lead Style (please refer to page 11)

Y: vertical kink (standard)

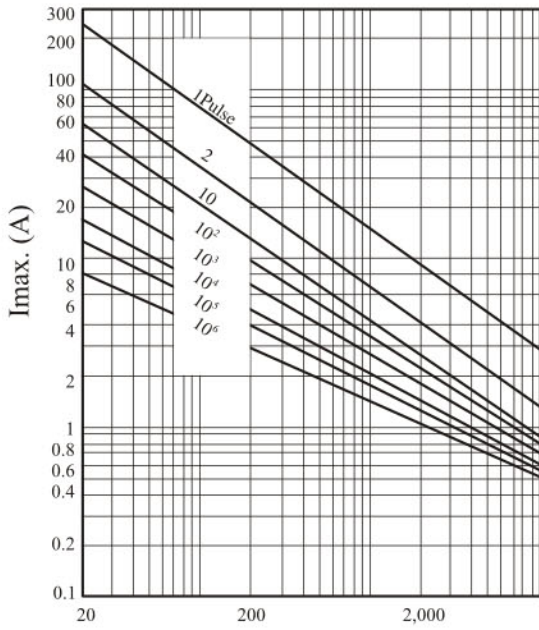
P: straight leads

△△ : Lead Length / Packing Method (Please refer to page 10 for the detail codes)

PULSE LIFETIME RATINGS - 7 φ

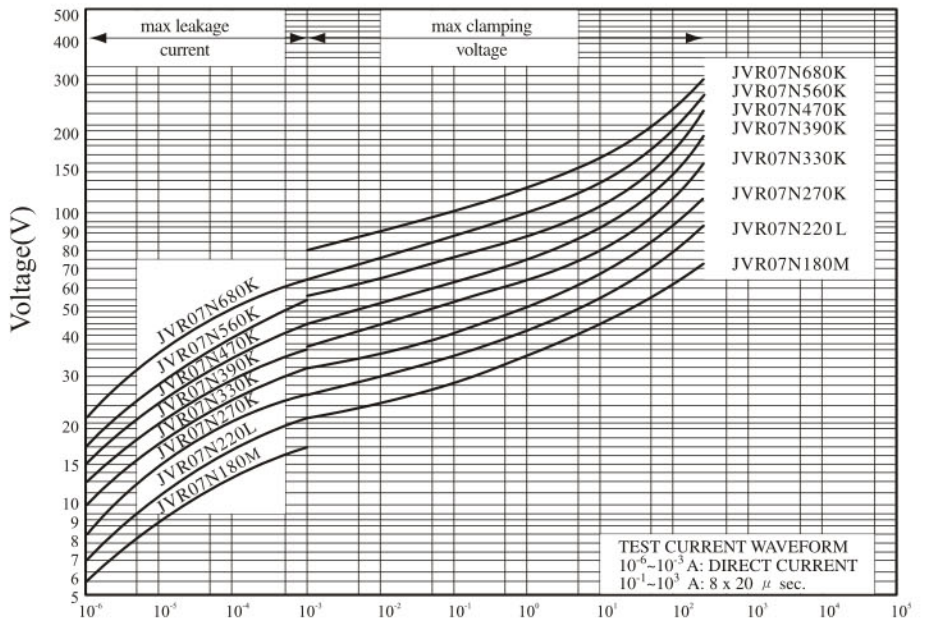
V-I CHARACTERISTIC CURVE - 7 φ

JVR07N180M~JVR07N680K



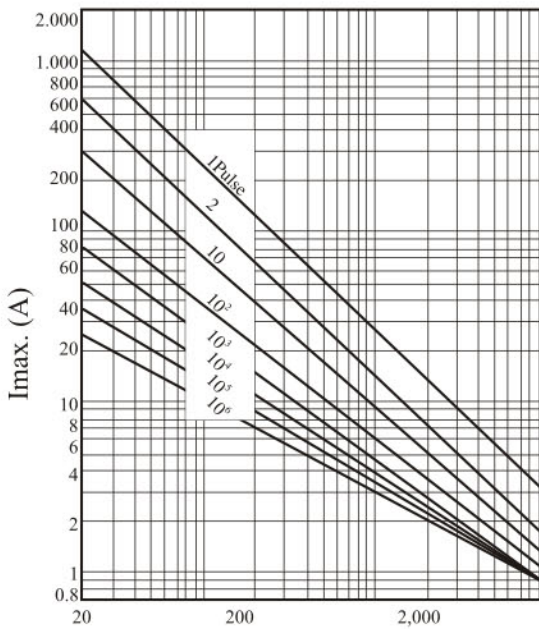
Rectangular Wave (μ sec.)

JVR07N180M~JVR07N680K



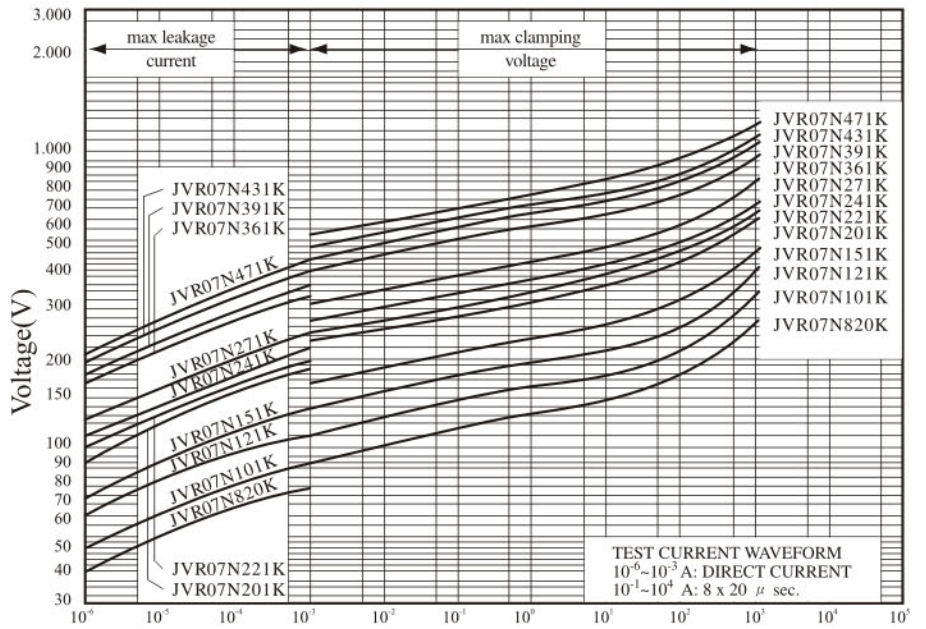
Current(A)

JVR07N820K~JVR07N821K



Rectangular Wave (μ sec.)

JVR07N820K~JVR07N471K



Current(A)